



DE VALK
YACHT BROKERS



DOGGERSBANK 1400



DE VALK
YACHT BROKERS

DOGGERSBANK 1400

BROKER'S COMMENTS

Sturdy and popular Dutch built Doggersbank 1400. Perfect ship to sail all the European waterways in comfort. Big spacious saloon, roomy owners cabin with separate bathroom and toilet facilities. Equipped with the latest electronic equipment such as Mastervolt generator, inverter and battery charger. Keen seller!

Robert Mondelaers

SPECIFICATIONS

Dimensions	14.00 x 4.25 x 1.40 (m)	Builder	Van der Werf en Visser
Built	1984	Cabins	2
Material	Steel	Berths	6
Engine(s)	2 x Volvo Penta TMD 40 A diesel	Hp/Kw	2 x 120.00 (hp), 88.20 (kw)
Asking price	sold (VAT)	Lying	at sales office

CONTACT

Sales office	De Valk Loosdrecht B.V.	Telephone	+31 (0)35 582 90 30
Address	't Breukeleveense Meentje 6 1231LM Loosdrecht / Wijdmeren NL	E-mail	loosdrecht@devalk.nl

DISCLAIMER

These particulars are given in good faith as supplied but cannot be guaranteed.



GENERAL

Model	DOGGERSBANK 1400
Type	motor yacht
LOA (m)	14,00
Beam (m)	4,25
Draft (m)	1,40
Air draft (m)	2,95
Year built	1984
Builder	Van der Werf en Visser
Country	The Netherlands
Hull material	steel
Hull shape	roundbilged
Superstructure material	steel
Rubbing strake	stainless steel
Deck material	steel
Deck finish	teak
Cockpit deck finish	teak
Window frame	aluminium
Window material	tempered glass
Portholes	yes
Radar arch	collapsible
Mast can be lowered	manual Aluminium mast
Fuel tank (litre)	2500
Wheel steering	hydraulic
Inside helm position	yes
Outside helm position	hydraulic

ACCOMMODATION

Cabins	2
Berths	6
Interior	teak Light and spacious



Floor	carpet
Aft deck	yes
Saloon	With sliding roof and L-shaped settee
Headroom saloon (m)	1,95
Heating	central heating
Aft Cabin	yes
Dinette	yes
Dinette to convert into berth	yes
Sliding door to cockpit	yes
Galley	yes
Countertop	plastic
Sink	stainless steel
Cooker	ceramic Siemens
Microwave	Siemens
Fridge	with freezer compartment Siemens
Hot water system	220V + engine Via boiler
Water pressure system	electrical
Owners cabin	french bed Neptune mattresses
Wardrobe	hanging/drawers/shelves
Bathroom	en suite
Toilet	shared
Toilet system	electric
Wash basin	at the toilet
Shower	shared
Bath tub	shared
Guest cabin 1	v-bed Neptune mattresses
Wardrobe	drawers
Toilet	shared
Toilet system	electric
Wash basin	at the toilet
Washing machine	Candy



MACHINERY

No of engines	2
Make	Volvo Penta
Type	TMD 40 A
HP	120,00
kW	88,20
Fuel	diesel
Maximum speed (kn)	10
Cruising speed (kn)	8
Consumption (l/hr)	20
Engine hours	2562 / 2651
Engine cooling system	freshwater heat exchanger
Drive	shaft
Engine controls	mechanical Vetus
Gearbox	Baysan
Bowthruster	electric
Exhaust	watercooled
Thrust bearing	Homokinetic
Propeller shaft material	stainless steel
Shaft lubrication	grease
Electrical installation	24V/230V
Generator	Mastervolt Whisper 8kW
Batteries	yes
Start battery	yes
Service battery	yes
Battery charger	Mastervolt Mass 24V/100A
Inverter	Mastervolt Mass Sine 24V/2500W
Shorepower	with cable

NAVIGATION

Log	Simrad IS15
-----	-------------



VHF	Sailor RT2048
Autopilot	Simrad robertson AP22
Radar	Raytheon
Navtex	yes

EQUIPMENT

Sprayhood	yes
Cockpit cover	yes
Bathing platform	yes
Boarding ladder	yes
Anchor	Aluminum
Windlass	Vetus
Deck wash	yes
Davits	stainless steel Simpson 225kg
Sea railing	stainless steel
Railing side opening gates	yes
Wiper	5x
Horn	yes
TV receiver	Glomex
Radio-cd player	VDO-Dayton
Speakers in salon	yes
Fire extinguisher	yes



DOGGERSBANK 1400



DOGGERSBANK 1400



DOGGERSBANK 1400



DOGGERSBANK 1400



DOGGERSBANK 1400





DOGGERSBANK 1400



DOGGERSBANK 1400





DOGGERSBANK 1400



DOGGERSBANK 1400



DOGGERSBANK 1400




DOGGERSBANK 1400



DOGGERSBANK 1400



DOGGERSBANK 1400




DOGGERSBANK 1400



DOGGERSBANK 1400



DOGGERSBANK 1400



DOGGERSBANK 1400

