



LANGENBERG DEVE 955 CABIN



LANGENBERG DEVE 955 CABIN

BROKER'S COMMENTS

The Langenbervlet 955 is built in 2008. Her low aircraft and large open cockpit makes her ideal for the inland waters in Europe. Inside you will find a large saloon. Due to owners cabin, kitchen, bathroom and dinette that is convertible into a berth a longer stay on board for three persons is no problem.

Peter van Diggele

SPECIFICATIONS

Dimensions	10.10 x 3.72 x 0.85 (m)	Builder	Jachtwerf P. Haarsma
Built	2008	Cabins	1
Material	Steel	Berths	3
Engine(s)	1 x Lombardini LDW 2204M diesel	Hp/Kw	60.00 (hp), 44.10 (kw)
Asking price	sold (VAT)	Lying	at sales office

CONTACT

Sales office	De Valk Loosdrecht B.V.	Telephone	+31 (0)35 582 90 30
Address	't Breukeleveense Meentje 6 1231LM Loosdrecht / Wijdmeren NL	E-mail	loosdrecht@devalk.nl

DISCLAIMER

These particulars are given in good faith as supplied but cannot be guaranteed.



LANGENBERG DEVE 955 CABIN

GENERAL

Model	LANGENBERG DEVE 955 CABIN
Type	motor yacht
LOA (m)	10,10
LWL (m)	8,64
Beam (m)	3,72
Draft (m)	0,85
Air draft (m)	3,30
Headroom (m)	1,90
Year built	2008
Builder	Jachtwerf P. Haarsma
Country	The Netherlands
Displacement (t)	7,5
CE norm	C
Hull material	steel
Hull colour	off-white
Hull shape	multi hard chine
Superstructure material	steel
Rubbing strake	fender rope
Deck material	steel
Deck finish	paint
Dorades	yes
Window frame	aluminium
Window material	glass
Portholes	stainless steel
Fuel tank (litre)	260
Level indicator (fuel tank)	yes
Freshwater tank (litre)	260
Level indicator (freshwater)	yes
Blackwater tank (litre)	110
Level indicator (blackwater)	yes



LANGENBERG DEVE 955 CABIN

Wheel steering	hydraulic
Outside helm position	

ACCOMMODATION

Cabins	1
Berths	3
Interior	teak
Floor	teak and holly
Heating	diesel ducted hot air Eberspächer Airtronic
Dinette	yes
Dinette to convert into berth	yes
Galley	yes
Countertop	corian
Sink	stainless steel
Cooker	3-burner
Fridge	with freezer compartment 60 L, Isotherm
Hot water system	yes
Water pressure system	electrical
Owners cabin	v-bed
Wardrobe	shelves
Bathroom	yes
Toilet	yes
Toilet system	manual
Wash basin	at the toilet
Shower	shared
Extra info	windows collapseble

MACHINERY

No of engines	1
Make	Lombardini
Type	LDW 2204M



LANGENBERG DEVE 955 CABIN

HP	60,00
kW	44,10
Fuel	diesel
Maximum speed (kn)	7,5
Cruising speed (kn)	5,9
Consumption (l/hr)	2,7
Engine hours	590 (19-6-2015)
Drive	shaft
Bowthruster	electric
Manual bilge pump	yes
Electric bilge pump	yes
Batteries	yes
Start battery	yes
Service battery	yes
Battery monitor	Victron Phoenix multicontrol
Battery charger/inverter	Victron Energy 12V - 1600W - 70A

EQUIPMENT

Fixed windscreen	yes
Sun awning	yes
Cockpit cushions	yes
Cockpit table	yes
Bathing platform	yes
Boarding ladder	yes
Anchor	yes
Windlass	electrical
Wiper	3x
Fenders	yes
Mooring lines	yes
TV	yes



LANGENBERG DEVE 955 CABIN



LANGENBERG DEVE 955 CABIN



LANGENBERG DEVE 955 CABIN



LANGENBERG DEVE 955 CABIN



LANGENBERG DEVE 955 CABIN



LANGENBERG DEVE 955 CABIN



LANGENBERG DEVE 955 CABIN




LANGENBERG DEVE 955 CABIN



LANGENBERG DEVE 955 CABIN




LANGENBERG DEVE 955 CABIN




LANGENBERG DEVE 955 CABIN



LANGENBERG DEVE 955 CABIN



LANGENBERG DEVE 955 CABIN




LANGENBERG DEVE 955 CABIN





LANGENBERG DEVE 955 CABIN



LANGENBERG DEVE 955 CABIN



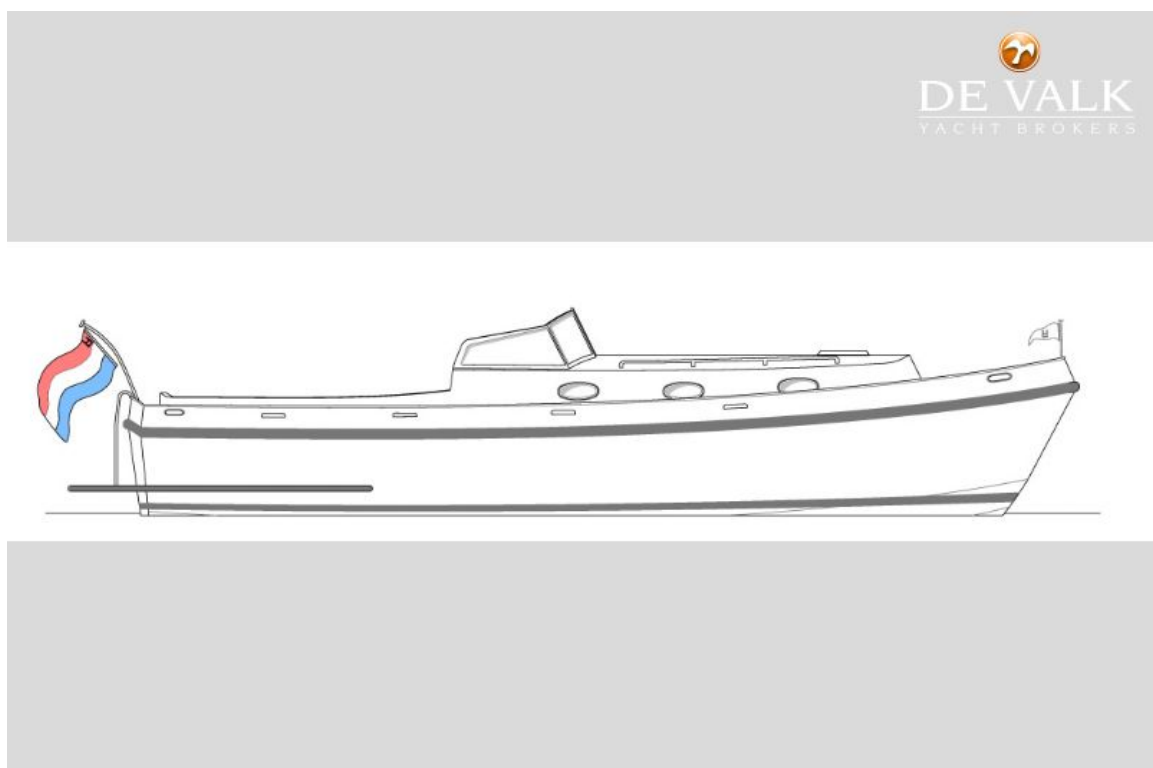
LANGENBERG DEVE 955 CABIN



LANGENBERG DEVE 955 CABIN



LANGENBERG DEVE 955 CABIN



LANGENBERG DEVE 955 CABIN

