



## STEVENS NAUTICAL 41 EASY

# STEVENS NAUTICAL 41 EASY

## BROKER'S COMMENTS

This Stevens Nautical Easy 41 is a comfortable ship thanks to the central vacuum cleaning system, bowthruster, washing machine and dryer. The Stevens Nautical, build in 2009, is a strong ship made of steel. This ship offers a lot of living room, because of the space in the cockpit.

*Arjen Hoeksma*

## SPECIFICATIONS

|                     |                                 |                |                            |
|---------------------|---------------------------------|----------------|----------------------------|
| <b>Dimensions</b>   | 12.80 x 4.30 x 1.15 (m)         | <b>Builder</b> | Steven Nautical BV         |
| <b>Built</b>        | 2009                            | <b>Cabins</b>  | 2                          |
| <b>Material</b>     | Steel                           | <b>Berths</b>  | 4                          |
| <b>Engine(s)</b>    | 2 x Lombardini LDW 2204M diesel | <b>Hp/Kw</b>   | 2 x 60.00 (hp), 44.10 (kw) |
| <b>Asking price</b> | sold (VAT )                     | <b>Lying</b>   | at sales office            |

## CONTACT

|                     |  |                  |                      |
|---------------------|--|------------------|----------------------|
| <b>Sales office</b> | De Valk Loosdrecht B.V.  | <b>Telephone</b> | +31 (0)35 582 90 30  |
| <b>Address</b>      | 't Breukeleveense Meentje 6<br>1231LM Loosdrecht / Wijdmeren<br>NL | <b>E-mail</b>    | loosdrecht@devalk.nl |

## DISCLAIMER

These particulars are given in good faith as supplied but cannot be guaranteed.



## GENERAL

|                              |                          |
|------------------------------|--------------------------|
| Model                        | STEVENS NAUTICAL 41 EASY |
| Type                         | motor yacht              |
| LOA (m)                      | 12,80                    |
| Beam (m)                     | 4,30                     |
| Draft (m)                    | 1,15                     |
| Air draft (m)                | 2,65                     |
| Year built                   | 2009                     |
| Builder                      | Steven Nautical BV       |
| Country                      | The Netherlands          |
| Displacement (t)             | 16,5                     |
| Hull material                | steel                    |
| Hull colour                  | blue                     |
| Hull shape                   | hard chine               |
| Superstructure material      | steel                    |
| Rubbing strake               | aluminum                 |
| Deck material                | steel                    |
| Deck finish                  | anti-slip paint          |
| Cockpit deck finish          | anti-slip paint          |
| Window frame                 | aluminium                |
| Window material              | glass                    |
| Portholes                    | aluminium                |
| Radar arch                   | collapsible              |
| Fuel tank (litre)            | steel 1150               |
| Freshwater tank (litre)      | aluminium 1500           |
| Level indicator (freshwater) | yes                      |
| Blackwater tank (litre)      | 250                      |
| Level indicator (blackwater) | yes                      |
| Wheel steering               | hydraulic                |
| Inside helm position         | yes                      |



## ACCOMMODATION

|                         |  |
|-------------------------|--|
| Cabins                  | 2  |
| Berths                  | 4  |
| Floor                   | teak and holly                             |
| Pilot house/deck saloon | yes  |
| Heating                 | electric 220V Webasto Air Top 5000 D       |
| Air-conditioning        | GE   |
| Opening door to cockpit | yes  |
| Galley                  | yes  |
| Countertop              | granite                                    |
| Sink                    | stainless steel                            |
| Cooker                  | electric Bauknecht                         |
| Oven                    | yes  |
| Microwave               | Samsung Combi CE107MST                     |
| Fridge                  | with freezer compartment Isotherm          |
| Hot water system        | 220V                                       |
| Water pressure system   | electrical                                 |
| Dishwasher              | yes  |
| Owners cabin            | double bed                                 |
| Bed length (m)          | 2  |
| Wardrobe                | hanging and shelves                        |
| Bathroom                | separate                                   |
| Toilet                  | separate                                   |
| Toilet system           | electric                                   |
| Shower                  | separate                                   |
| Guest cabin 1           | double bed                                 |
| Bed length (m)          | 2  |
| Wardrobe                | hanging                                    |
| Washing machine         | Indesit WG1235T                            |
| Dryer                   | Whirlpool                                  |
| Extra info              | central vacuum cleaning system Elek Trends |



## MACHINERY

|                          |  |
|--------------------------|--|
| No of engines            | 2  |
| Make                     | Lombardini                                 |
| Type                     | LDW 2204M                                  |
| HP                       | 60,00                                      |
| kW                       | 44,10                                      |
| Fuel                     | diesel                                     |
| Year installed           | 2009                                       |
| Maximum speed (kn)       | 10   |
| Engine hours             | 742 / 738 (16-11-2015)                     |
| Engine cooling system    | seawater                                   |
| Drive                    | sail-drive                                 |
| Engine controls          | mechanical                                 |
| Gearbox                  | hydraulic                                  |
| Bowthruster              | electric MAX-Power CT100/12V               |
| Propeller type           | fixed                                      |
| Generator                | Kohler 9EFOZD 9kVA                         |
| Running hours generator  | 484,2                                      |
| Batteries                | 7  |
| Start battery            | 120 Ah                                     |
| Service battery          | 1x Varta 230Ah 3x USA 12V/230Ah            |
| Bowthruster battery      | 12V/230Ah                                  |
| Windlass battery         | 12V/230Ah                                  |
| Battery monitor          | Victron Energy BMV-602                     |
| Battery charger/inverter | Victron Phoenix Multi-plus 12V/3000VA/120A |
| Shorepower               | with cable                                 |

## NAVIGATION

|                        |                      |
|------------------------|----------------------|
| Depth sounder          | NASA Marine Target 2 |
| Rudder angle indicator | VDO                  |
| Searchlight            | Jabsco               |



## EQUIPMENT

|                             |                               |
|-----------------------------|-------------------------------|
| Fixed windscreen            | yes                           |
| Cockpit cushions            | yes                           |
| Bathing platform            | yes                           |
| Transom door                | yes                           |
| Deck shower                 | yes                           |
| Anchor                      | yes                           |
| Anchor chain                | yes                           |
| Windlass                    | electrical Vetus Napoleon 1kW |
| Deck wash                   | yes                           |
| Sea railing                 | stainless steel               |
| Grab rail (superstructure)  | stainless steel               |
| Railing side opening gates  | yes                           |
| Wiper                       | yes                           |
| Horn                        | electric                      |
| TV                          | yes                           |
| TV receiver                 | yes                           |
| Radio-cd player             | yes                           |
| DVD player                  | yes                           |
| Surround Sound System       | yes                           |
| Speakers in salon           | yes                           |
| Fire extinguisher           | yes                           |
| Latest extinguisher survey  | 04-11                         |
| Extinguisher in engine room | yes                           |




# STEVENS NAUTICAL 41 EASY





# STEVENS NAUTICAL 41 EASY






# STEVENS NAUTICAL 41 EASY



# STEVENS NAUTICAL 41 EASY





# STEVENS NAUTICAL 41 EASY








# STEVENS NAUTICAL 41 EASY



# STEVENS NAUTICAL 41 EASY




# STEVENS NAUTICAL 41 EASY






# STEVENS NAUTICAL 41 EASY







# STEVENS NAUTICAL 41 EASY





# STEVENS NAUTICAL 41 EASY






# STEVENS NAUTICAL 41 EASY




# STEVENS NAUTICAL 41 EASY






# STEVENS NAUTICAL 41 EASY



# STEVENS NAUTICAL 41 EASY





# STEVENS NAUTICAL 41 EASY





# STEVENS NAUTICAL 41 EASY

