



PRINCESS 60



BROKER'S COMMENTS

Superb and well maintained example, in excellent condition and very well equipped. The lovely teak interior and the special polish treatment give her the "as new" look she has. Ready to go. Must be seen!

Peter van Diggele

SPECIFICATIONS

Dimensions	18.07 x 4.72 x 1.19 (m)	Builder	Princess Yachts
Built	1998	Cabins	4
Material	GRP	Berths	8
Engine(s)	2 x MAN D2842 LE402 diesel	Hp/Kw	2 x 800.00 (hp), 588.00 (kw)
Asking price	sold (VAT)	Lying	elsewhere / Not at sales office

CONTACT

Sales office	De Valk Loosdrecht B.V.	Telephone	+31 (0)35 582 90 30
Address	't Breukeleveense Meentje 6 1231LM Loosdrecht / Wijdmeren NL	E-mail	loosdrecht@devalk.nl

DISCLAIMER

These particulars are given in good faith as supplied but cannot be guaranteed.



GENERAL

Model	PRINCESS 60
Type	motor yacht
LOA (m)	18,07
Beam (m)	4,72
Draft (m)	1,19
Air draft (m)	5,21
Year built	1998
Builder	Princess Yachts
Country	Great Britain
Designer	Bernard Oleskinski
Displacement (t)	22,5
Hull material	GRP
Superstructure material	GRP
Deck finish	teak
Flybridge	yes
Flybridge suncover	yes
Fuel tank (litre)	stainless steel 2866
Level indicator (fuel tank)	yes
Freshwater tank (litre)	stainless steel 680
Blackwater tank (litre)	stainless steel 177
Flybridge helm position	yes

ACCOMMODATION

Cabins	4
Berths	8
Crew cabin	yes
Floor	carpet
Air-conditioning	reverse cycle airco Cruiseair
Galley	yes
Countertop	yes



PRINCESS 60

Sink	stainless steel 2x
Cooker	ceramic 4 burner
Oven	Combi
Microwave	Combi
Fridge	2x
Freezer	yes
Hot water system	220V + engine
Water pressure system	electrical
Dishwasher	yes
Owners cabin	French bed
Bathroom	en suite
Toilet	en suite
Toilet system	electric
Shower	en suite
Guest cabin 1	twin single
Bathroom	shared
Toilet	shared
Toilet system	electric
Shower	shared
Guest cabin 2	double bed
Crew cabin(s)	yes
Bathroom (crew)	yes
Toilet (crew)	yes
Wash basin	yes
Extra info	new carpet, curtains, mattresses, leather upholstery etc. 2012 new interior

MACHINERY

No of engines	2
Make	MAN
Type	D2842 LE402



PRINCESS 60

HP	800,00
kW	588,00
Fuel	diesel
Year installed	1998
Maximum speed (kn)	30
Cruising speed (kn)	25
Engine hours	BB1633 SB1635 (22-7-2016)
Drive	shaft
Bowthruster	yes
Sternthruster	yes
Shaft lubrication	water
Generator	12 kw Whisperpower (new 2011). (100Hrs)
Batteries	4 normal, 6 Gel type new 2013
Battery charger	3,5 kw Whisperpower new 2013
Inverter	3,5 kw Whisperpower new 2013
Shorepower	with cable

NAVIGATION

Log	Raymarine
Windset	Raymarine
VHF	2x Shipmate RS 8300
Autopilot	yes
Radar	Furuno
Plotter	Raymarine C120 and C 90 (C90 installed 2012)
Personal computer	Yachtcontroll incl Win GPS pro
Searchlight	yes

EQUIPMENT

Bimini	yes
Cockpit cushions	yes
Cockpit table	yes



PRINCESS 60

Cockpit chairs	yes
Bathing platform	yes
Boarding ladder	yes
Gangway	yes
Deck shower	yes
Anchor	2x
Anchor chain	yes
Windlass	electrical
Deck wash	yes
Sea railing	stainless steel
Grab rail (superstructure)	stainless steel
Wiper	yes
Horn	yes
Fenders	yes
Mooring lines	yes
TV	Philips
Speakers in salon	yes
Speakers in cabin	yes



PRINCESS 60



PRINCESS 60



PRINCESS 60




PRINCESS 60



PRINCESS 60




PRINCESS 60



PRINCESS 60




PRINCESS 60




PRINCESS 60



PRINCESS 60




PRINCESS 60



PRINCESS 60



PRINCESS 60




PRINCESS 60




PRINCESS 60




PRINCESS 60



PRINCESS 60



PRINCESS 60



PRINCESS 60

