



VEHA SHANDOA 46 FLY

VEHA SHANDOA 46 FLY

BROKER'S COMMENTS

The Veba Shandoa 46 Fly is repainted in 2013. Next to these activities, also in 2013 the interior was renovated and the Veba was fitted with new teak decks (18 m/m). The Volvo Penta engines provides the half-glider a speed of approx. 16 knots.

Peter van Diggele

SPECIFICATIONS

Dimensions	13.99 x 4.15 x 1.05 (m)	Builder	Veba Jachtbouw B.V. - Groningen
Built	1997	Cabins	2
Material	Steel	Berths	4
Engine(s)	2 x Volvo Penta TAMD 63 P diesel	Hp/Kw	2 x 370.00 (hp), 271.95 (kw)
Asking price	sold (VAT)	Lying	at sales office

CONTACT

Sales office	De Valk Loosdrecht B.V.	Telephone	+31 (0)35 582 90 30
Address	't Breukeleveense Meentje 6 1231LM Loosdrecht / Wijdmeren NL	E-mail	loosdrecht@devalk.nl

DISCLAIMER

These particulars are given in good faith as supplied but cannot be guaranteed.



VEHA SHANDOA 46 FLY

GENERAL

Model	VEHA SHANDOA 46 FLY
Type	motor yacht
LOA (m)	13,99
Beam (m)	4,15
Draft (m)	1,05
Air draft (m)	5,10
Headroom (m)	2,00
Year built	1997
Builder	Veha Jachtbouw B.V. - Groningen
Country	The Netherlands
Displacement (t)	17
Hull material	steel
Hull colour	off-white
Hull shape	hard chine
Superstructure material	steel
Rubbing strake	steel
Deck material	steel
Deck finish	teak
Superstructure deck finish	teak
Cockpit deck finish	teak
Window frame	aluminium
Window material	double glazing
Deckhatch	yes
Portholes	aluminium
Flybridge	yes
Flybridge cover	yes
Radar arch	collapsible
Fuel tank (litre)	1.000
Level indicator (fuel tank)	yes
Freshwater tank (litre)	500



Level indicator (freshwater)	yes
Blackwater tank (litre)	250
Level indicator (blackwater)	yes
Wheel steering	hydraulic
Inside helm position	yes
Flybridge helm position	yes
More info on paintwork	hull painted 2013
Extra info	interior rebuilt 2013

ACCOMMODATION

Cabins	2
Berths	4
Interior	ash
Floor	carpet
Saloon	yes
Headroom saloon (m)	2,00
Heating	Webasto Combi HL60
Air-conditioning	Webasto Combi HL60
Sliding door to cockpit	yes
Galley	yes
Countertop	wood
Sink	stainless steel
Cooker	ceramic Bosch
Oven	Combi Moulinex Optimo
Extractor	yes
Microwave	Combi Moulinex Optimo
Fridge	with freezer compartment Waeco Coolmatic MDC / Vitrifigo C130L
Hot water system	yes
Water pressure system	electrical
Owners cabin	French bed



Wardrobe	yes
Bathroom	shared
Toilet	shared
Wash basin	in the bathroom
Shower	shared
Guest cabin 1	double bed
Wardrobe	yes
Flybridge	yes

MACHINERY

No of engines	2
Make	Volvo Penta
Type	TAMD 63 P
HP	370,00
kW	271,95
Fuel	diesel
Maximum speed (kn)	19
Cruising speed (kn)	14
Engine hours	650 (11-11-2015)
Engine cooling system	seawater
Drive	shaft
Engine controls	electrical Vetus
Bowthruster	electric
Exhaust	watercooled
Electric bilge pump	yes
Electrical installation	12/220 Volt
Generator	Mastervolt Whisper 8000 7kVA
Battery charger	12V 60A
Shorepower	with cable

NAVIGATION



Compass	Autohelm
Depth sounder	Autohelm
Log	Autohelm
VHF	Simrad Shipmate RS8315
GPS	Autohelm

EQUIPMENT

Fixed windscreen	yes
Cockpit cover	yes
Cockpit table	yes
Cockpit chairs	yes
Bathing platform	yes
Boarding ladder	stainless steel
Transom door	yes
Deck shower	yes
Anchor	yes
Anchor chain	yes
Windlass	electrical
Deck wash	yes
Sea railing	stainless steel
Railing side opening gates	yes
Wiper	yes
Horn	electric
Radio-cd player	Pioneer
Speakers in salon	yes



VEHA SHANDOA 46 FLY



VEHA SHANDOA 46 FLY



VEHA SHANDOA 46 FLY



VEHA SHANDOA 46 FLY



VEHA SHANDOA 46 FLY




VEHA SHANDOA 46 FLY



VEHA SHANDOA 46 FLY




VEHA SHANDOA 46 FLY




VEHA SHANDOA 46 FLY



VEHA SHANDOA 46 FLY



VEHA SHANDOA 46 FLY





VEHA SHANDOA 46 FLY



VEHA SHANDOA 46 FLY



VEHA SHANDOA 46 FLY



VEHA SHANDOA 46 FLY

