



LINSSEN 29.9 AC

BROKER'S COMMENTS

Linssen stays for typical Dutch quality yachts, thanks to their maneuverability, sturdiness and comfort they are found through whole Europe. This 29.9AC has proven her capabilities in the fine waters of Sweden and is offered with the possibilities of a berthing place there. The spacious saloon and cabins makes a longer staying on board possible. That is why this Linssen Grand Sturdy 29.9AC could be your new home in Sweden. If needed the Linssen can be delivered at the mainland in Europe.

Koen Mulder

SPECIFICATIONS

Dimensions	9.35 x 3.35 x 1.00 (m)	Builder	Linssen Yachts
Built	2006	Cabins	2
Material	Steel	Berths	4
Engine(s)	1 x Volvo Penta D2-55 diesel	Hp/Kw	55.00 (hp), 40.42 (kw)
Asking price	sold (VAT)	Lying	elsewhere / Not at sales office

CONTACT

Sales office	De Valk Loosdrecht B.V.	Telephone	+31 (0)35 582 90 30
Address	't Breukeleveense Meentje 6 1231LM Loosdrecht / Wijdmeren NL	E-mail	loosdrecht@devalk.nl

DISCLAIMER

These particulars are given in good faith as supplied but cannot be guaranteed.



GENERAL

Model	LINSSEN 29.9 AC
Type	motor yacht
LOA (m)	9,35
Beam (m)	3,35
Draft (m)	1,00
Air draft min (m)	2,45
Year built	2006
Builder	Linssen Yachts
Country	The Netherlands
Displacement (t)	8
CE norm	C
Hull material	steel
Hull colour	white
Hull shape	hard chine
Superstructure material	steel
Rubbing strake	fender rope
Deck material	steel
Deck finish	teak
Superstructure deck finish	paint
Cockpit deck finish	teak
Antifouling (year)	2016
Window frame	aluminium
Window material	glass
Portholes	aluminium
Mast can be lowered	manual
Fuel tank (litre)	stainless steel 240
Level indicator (fuel tank)	Wema
Freshwater tank (litre)	polyethylene 220
Level indicator (freshwater)	Wema
Blackwater tank (litre)	polyethylene 240



Level indicator (blackwater)	Wema
Blackwater tank extraction	yes
Wheel steering	Stazo Tantalus
Outside helm position	hydraulic

ACCOMMODATION

Cabins	2
Berths	4
Interior	cherry
Floor	teak
Aft deck	yes
Saloon	yes
Headroom saloon (m)	1,95
Heating	electric 220V Eberspächer D4LC
Aft Cabin	yes
Galley	yes
Countertop	corian
Sink	stainless steel
Cooker	calor gas Eno 2 burner
Fridge	Waeco RPD80
Hot water system	220V + engine Isotemp
Water pressure system	PAR MAX
Owners cabin	double bed
Wardrobe	hanging/drawers/shelves
Bathroom	en suite
Toilet	en suite
Toilet system	manual
Wash basin	in the bathroom
Shower	en suite
Guest cabin 1	double bed
Wardrobe	hanging/drawers/shelves



Bathroom	shared
Toilet	shared
Toilet system	manual
Wash basin	in the bathroom
Shower	shared

MACHINERY

No of engines	1
Make	Volvo Penta
Type	D2-55
HP	55,00
kW	40,42
Fuel	diesel
Year installed	2006
Maximum speed (kn)	7
Cruising speed (kn)	6
Consumption (l/hr)	5
Engine hours	995
Engine cooling system	freshwater heat exchanger
Drive	shaft
Engine controls	bowden cable
Gearbox	mechanical ZF Hurth ZF25-2.8
Bowthruster	electric Vetus 1255
Propeller type	fixed
Propeller blades	3
Propeller shaft material	stainless steel
Shaft lubrication	grease
Electric bilge pump	Johnson L1600
Start battery	1x 110Ah 12V (2015)
Service battery	4x 115Ah 12V
Battery monitor	Matervolt Masterview



Battery charger/inverter

Mastervolt Mass Combi 12/2000-100

Shorepower

with cable

NAVIGATION

Electric compass

Raymarine ST6001

Depth sounder/log

Raymarine Tridata

VHF

Raymarine RAY215E DSC

Autopilot

Raymarine ST6001

Rudder angle indicator

Raymarine ST6001

Radar

Raymarine 2kW

Plotter/GPS

Raymarine C80

EQUIPMENT

Cockpit cover

yes

Bathing platform

yes

Boarding ladder

stainless steel

Anchor

Bruce 15 KG

Anchor chain

yes

Windlass

electrical Vetus Alexander 3

Deck wash

yes

Dinghy

inflatable

Outboard

Suzuki 2.5 HP

Outboard support

yes

Davits

Snappy

Sea railing

stainless steel

Grab rail (superstructure)

stainless steel

Railing side opening gates

yes

Wiper

Vetus

Horn

electric Vetus

Fenders

yes

Mooring lines

yes



TV

With DVD player

Radio-cd player

Sony CDX-F5500

Cockpit speakers

Sony

Speakers in salon

Sony

Fire extinguisher

Saval




LINSSEN 29.9 AC




LINSSEN 29.9 AC





LINSSEN 29.9 AC



LINSSEN 29.9 AC





LINSSEN 29.9 AC

