



DE VALK
YACHT BROKERS



VRIPACK RESEARCH 69



DE VALK
YACHT BROKERS

BROKER'S COMMENTS

This 69 foot beauty is designed by the world famous Vripack and built by Kuipers Shipyard. The 76 tons seagoing Doggersbank with a fuel capacity of 14.890 liter, water maker and two stabilizers is very suitable for long distance cruising. A professional equipped cockpit with extensive navigation instruments completed with seat corner, offers a 360 view. The combination of the Doggersbank design and maintenance friendly Esthec deck makes the Vripack Research 69 tough yet elegant.

Koen Mulder

SPECIFICATIONS

Dimensions	21.04 x 5.92 x 2.00 (m)	Builder	Kuipers Shipyard
Built	1998	Cabins	3
Material	Steel	Berths	6
Engine(s)	2 x Cummins N855M diesel	Hp/Kw	2 x 195.00 (hp), 143.32 (kw)
Asking price	sold (VAT)	Lying	at sales office

CONTACT

Sales office	De Valk Loosdrecht B.V.	Telephone	+31 (0)35 582 90 30
Address	't Breukeleveense Meentje 6 1231LM Loosdrecht / Wijdmeren NL	E-mail	loosdrecht@devalk.nl

DISCLAIMER

These particulars are given in good faith as supplied but cannot be guaranteed.



GENERAL

Model	VRIPACK RESEARCH 69
Type	motor yacht
LOA (m)	21,04
Beam (m)	5,92
Draft (m)	2,00
Air draft (m)	10,40
Air draft min (m)	6,70
Year built	1998
Builder	Kuipers Shipyard
Country	The Netherlands
Designer	Vripack
Displacement (t)	76
Hull material	steel
Hull colour	blue
Hull shape	round-bilged
Keel type	long keel
Superstructure material	aluminium
Rubbing strake	steel
Deck material	steel
Deck finish	Esthec
Superstructure deck finish	Esthec
Antifouling (year)	2015
Window frame	aluminium
Window material	tempered glass
Deckhatch	yes
Portholes	brass
Insulation	foam
Radar arch	collapsible
Mast can be lowered	hydraulic
Fuel tank (litre)	steel 4350



Fuel tank 2 (litre)	steel 2 x 3240
Level indicator (fuel tank)	yes
Fuel daytank (litre)	steel 2x 2030
Level indicator (daytank)	yes
Freshwater tank (litre)	polyethylene 2x 1750
Level indicator (freshwater)	yes
Blackwater tank (litre)	polyethylene 1080
Level indicator (blackwater)	yes
Blackwater tank extraction	deck extraction + pump
Greywater tank (litre)	150
Level indicator (greywater)	yes
Wheel steering	hydraulic
Inside helm position	yes
Outside helm position	hydraulic Mobile
More info on hull	Dry docked 08-2015

ACCOMMODATION

Cabins	3
Berths	6
Crew cabin	1
Crew berths	2
Interior	oak
Floor	parquet
Aft deck	yes
Pilot house	yes
Deck saloon	yes
Saloon	yes
Headroom saloon (m)	2,05
Heating	central heating Marine Air Systems
Heating 2	electric 220V Owners cabin and saloon
Air-conditioning	reverse cycle airco Marine Air Systems



Chart table	yes
Dinette	yes
Opening door to cockpit	yes
Opening door to aft deck	yes
Galley	yes
Countertop	plastic
Sink	stainless steel
Cooker	ceramic Miele Ceram
Extractor	yes
Microwave/oven combi	Bosch Gourmet
Fridge	yes
Freezer	Zanussi
Hot water system	220V Remeha 150L
Water pressure system	electrical
Dishwasher	Miele G660
Kettle	Tefal mini
Coffee maker	Krups Proaroma
Owners cabin	French bed
Bed length (m)	2,05
Wardrobe	hanging/drawers/shelves
Bathroom	en suite
Toilet	separate
Toilet system	electric Hamann Super Mini
Wash basin	in the bathroom
Shower	en suite
Extra info	Samsung TV, Sony Radio, Föhn
Guest cabin 1	twin single 2x
Bed length (m)	2
Wardrobe	drawers and shelves
Bathroom	en suite
Toilet	en suite
Toilet system	electric Hamann Super Mini



Wash basin	in the bathroom
Shower	en suite
Extra info	Radio, Föhn
Guest cabin 2	twin single 2x
Bed length (m)	2
Wardrobe	drawers and shelves
Bathroom	en suite
Toilet	en suite
Toilet system	electric Hamann Super Mini
Wash basin	in the bathroom
Shower	en suite
Extra info	Radio, Föhn
Crew cabin(s)	yes
Bathroom (crew)	yes
Toilet (crew)	yes
Toilet system	manual
Shower (crew)	yes
Washing machine	Miele Novotronic WT945
Ironing facilities	yes
Central vacuum cleaner	yes
Sky lounge	yes
Wet bar	With BBQ
Extra info	Seperate toilet in corridor

MACHINERY

No of engines	2
Make	Cummins
Type	N855M
HP	195,00
kW	143,32
Fuel	diesel



Year installed	1998
Maximum speed (kn)	15
Cruising speed (kn)	9
Consumption (l/hr)	45 incl. 1 generator
Engine hours	2500 (11-1-2017)
Engine cooling system	closed keelcooling
Drive	shaft
Engine controls	hydraulic
Gearbox	hydraulic
Bowthruster	hydraulic
Exhaust	dry
Propeller type	fixed
Propeller blades	4
Propeller shaft material	stainless steel
Shaft lubrication	water
Electric bilge pump	yes
Bilge alarm	yes
Electrical installation	12/24/230/400V
Generator	dry exhaust Northern Lights
Running hours generator	380
Generator 2	wet exhaust Northern Lights
Running hours generator 2	125
Start battery	2x Gel 24V200Ah
Service battery	4x Gel 24V400Ah
Generator battery	2x Gel 12V85Ah
Battery charger	Mastervolt
Inverter	Mastervolt Mass 24/3500
Shorepower	with cable
Watermaker	High Pressure
Stabilizers	fin Searocq



NAVIGATION

Compass	IT Holland Type 9
Electric compass	B&G Hydra 2
Depth sounder	B&G Hydra 2
Windset	Brookes & Gatehouse Synchro
VHF	Sailor RT 4801 + Ratheon Ray 430
VHF handheld	3x Icom ICM1V
Autopilot	Simrad AP 70 + Simrad FU 80
Radar	Funuro FR1510 DAM
GPS	Simrad MX510
Plotter	Simrad NSO 2
Navtex	Funuro NX-500
Electronic chart(s)	yes
Navigation lights	yes
Searchlight	Sanshin HR-1012
Loudhailer	Ratheon Ray 430

EQUIPMENT


Sun awning	Heavy duty stainless steel
Cockpit cushions	yes
Cockpit table	yes
Cockpit chairs	yes
Bathing platform	yes
Boarding ladder	stainless steel
Transom door	yes
Gangway	yes
Deck shower	yes
Anchor	Pool
Anchor chain	stainless steel 75 M
Anchor 2	Pool
Anchor chain	stainless steel 75 M



Windlass	hydraulic 2x
Windlass aft	electrical 2x
Deck wash	2x
Dinghy	rigid inflatable
Outboard	40 HP Yamha
Deck crane	electric Opacmare
Sea railing	stainless steel
Life raft	
Life raft (pers)	container 2x 6
Last life raft survey	18-05-2015
Lifebuoy	yes
Danbuoy	yes
Wiper	yes
Horn	electric
Binocular	yes
Fenders	yes
Mooring lines	yes
Spare parts	Propeller
Tools	yes
TV	Samsung
TV receiver	M7 SAT 801
Satellite	Sea Tel
Radio-cd player	Sony
Clock - barometer	yes
Fire extinguisher	yes
Extinguisher in engine room	Co2























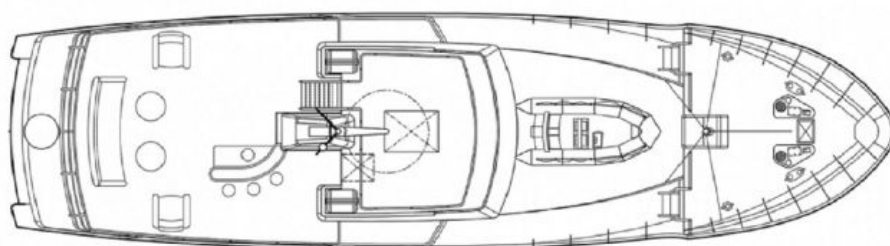




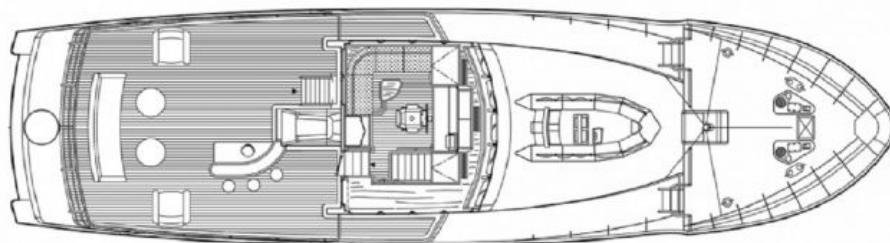








COMPASS DECK



WHEELHOUSE DECK



