



MITCHELL 31 MKIII

MITCHELL 31 MKIII

BROKER'S COMMENTS

The Mitchel 31 MKIII, originally designed as a fast, sturdy fishing boat for open seas is also perfect for the inland waters. The twin Vetus Deutz engines with V-drive makes it easy to maneuver and comfortable when going fast on sea. A inside, outside and remote steering option makes berthing the 31 very easy. With two berths, kitchen and toilet the Mitchell is a tough looking powerboat with the comfort of a weekend cruiser.

Koen Mulder

SPECIFICATIONS

Dimensions	9.80 x 3.35 x 0.80 (m)	Builder	J.S MOULDING LTD
Built	1998	Cabins	1
Material	GRP	Berths	2
Engine(s)	2 x Vetus Deutz DT 43 diesel	Hp/Kw	2 x 106.00 (hp), 77.91 (kw)
Asking price	sold (VAT)	Lying	at sales office

CONTACT

Sales office	De Valk Loosdrecht B.V.	Telephone	+31 (0)35 582 90 30
Address	't Breukeleveense Meentje 6 1231LM Loosdrecht / Wijdmeren NL	E-mail	loosdrecht@devalk.nl

DISCLAIMER

These particulars are given in good faith as supplied but cannot be guaranteed.



GENERAL

Model	MITCHELL 31 MKIII
Type	motor yacht
LOA (m)	9,80
Beam (m)	3,35
Draft (m)	0,80
Air draft (m)	2,54
Headroom (m)	2,00
Year built	1998
Builder	J.S MOULDING LTD
Country	Great Britain
Designer	Alan Hill
Displacement (t)	6
Hull material	GRP
Hull colour	blue
Hull shape	deep-V
Keel type	bilge keels
Superstructure material	GRP
Rubbing strake	rubber
Deck material	GRP
Deck finish	teak
Superstructure deck finish	paint
Cockpit deck finish	teak
Antifouling (year)	2013
Window frame	aluminium
Window material	glass
Portholes	aluminium
Radar arch	collapsible
Fuel tank (litre)	stainless steel 2x 375
Level indicator (fuel tank)	yes
Freshwater tank (litre)	+/- 200



Wheel steering	hydraulic With remote control
Inside helm position	yes
Outside helm position	electric Vetus Follow-up steering

ACCOMMODATION

Cabins	1
Berths	2
Interior	teak
Floor	teak
Open cockpit	yes
Aft deck	yes
Saloon	yes
Headroom saloon (m)	2
Heating	diesel ducted hot air
Chart table	yes
Countertop	corian
Sink	stainless steel
Cooker	calor gas 3 burner Smev
Oven	Smev
Fridge	Isotherm
Freezer	In fridge
Hot water system	220V + engine
Water pressure system	electrical
Kettle	yes
Coffee maker	Mobitherm
Owners cabin	v-bed
Bed length (m)	1,90
Wardrobe	hanging/drawers/shelves
Toilet	shared Tecma
Toilet system	electric



MACHINERY

No of engines	2
Make	Vetus Deutz
Type	DT 43
HP	106,00
kW	77,91
Fuel	diesel
Year installed	2000
Maximum speed (kn)	24
Cruising speed (kn)	15
Consumption (l/hr)	10
Engine hours	2290
Engine cooling system	freshwater heat exchanger
Drive	V-drive
Engine controls	electrical With remote control
Gearbox	hydraulic
Electric bilge pump	2x Vetus
Batteries	3
Start battery	2x Victron Gel 12-100
Shorepower	with cable
Trimtabs	Lectrotab

NAVIGATION

Electric compass	Autohelm 5000T
Depth sounder	Autohelm
Autopilot	Autohelm 5000T with remote control
Rudder angle indicator	Autohelm 5000T
Plotter	Raymarine Pathfinder RL70C
Searchlight	yes



EQUIPMENT

Cockpit cushions	yes
Cockpit chairs	yes
Bathing platform	yes
Boarding ladder	stainless steel
Anchor	CQR Plough
Anchor chain	yes
Anchor 2	Danforth
Sea railing	stainless steel
Grab rail (superstructure)	stainless steel
Lifebuoy	yes
Wiper	3x
Horn	electric
Fenders	yes
Mooring lines	yes
Spare parts	Fuel pump
TV	Sharp
TV receiver	yes
Radio-cd player	Pioneer
Speakers in salon	yes
Fire extinguisher	3x





MITCHELL 31 MKIII




MITCHELL 31 MKIII




MITCHELL 31 MKIII



MITCHELL 31 MKIII





MITCHELL 31 MKIII





MITCHELL 31 MKIII





MITCHELL 31 MKIII





MITCHELL 31 MKIII








MITCHELL 31 MKIII



MITCHELL 31 MKIII





MITCHELL 31 MKIII



MITCHELL 31 MKIII



MITCHELL 31 MKIII



MITCHELL 31 MKIII



MITCHELL 31 MKIII

