



PACIFIC ALLURE 170

PACIFIC ALLURE 170

BROKER'S COMMENTS

This Pacific Allure is a beautiful ship, built in 2004 at Shipyard Veroeven. The Pacific has a length of 17,40 meters. The owners cabin offers a enormous French bed and a bathroom. There are two guest cabins. The yacht is equipped with a Kabola central heating, airco, bow thruster and generator.

Koen Mulder

SPECIFICATIONS

Dimensions	17.40 x 4.60 x 1.25 (m)	Builder	Pacific / Veroeven
Built	2004	Cabins	3
Material	Steel	Berths	6
Engine(s)	2 x MAN D0226MKF diesel	Hp/Kw	2 x 190.00 (hp), 139.00 (kw)
Asking price	sold (VAT)	Lying	at sales office

CONTACT

Sales office	De Valk Loosdrecht B.V.	Telephone	+31 (0)35 582 90 30
Address	't Breukeleveense Meentje 6 1231LM Loosdrecht / Wijdmeren NL	E-mail	loosdrecht@devalk.nl

DISCLAIMER

These particulars are given in good faith as supplied but cannot be guaranteed.



GENERAL

Model	PACIFIC ALLURE 170
Type	motor yacht
LOA (m)	17,40
LWL (m)	15,25
Beam (m)	4,60
Draft (m)	1,25
Air draft (m)	3,30
Air draft min (m)	2,75
Year built	2004
Builder	Pacific / Veroeven
Country	The Netherlands
Designer	Pacific Shipyards
Displacement (t)	29
CE norm	C
Hull material	steel
Hull colour	white Painted end 2018
Hull shape	hard chine
Superstructure material	steel
Rubbing strake	stainless steel
Deck material	steel
Deck finish	anti-slip paint Painted end 2018
Dorades	yes
Window frame	yes
Window material	double glazing
Portholes	aluminium
Radar arch	collapsible
Fuel tank (litre)	steel 800
Fuel tank 2 (litre)	steel 800
Level indicator (fuel tank)	yes
Level indicator (freshwater)	yes



Blackwater tank (litre)	steel 400
Level indicator (blackwater)	yes
Blackwater tank extraction	deck extraction + pump
Outside helm position	hydraulic

ACCOMMODATION

Cabins	3
Berths	6
Floor	carpet
Aft deck	yes
Saloon	yes
Heating	central heating Kabola B17 TAP 19,7 kW
Air-conditioning	yes
Dinette	yes
Opening door to cockpit	yes
Countertop	granite
Sink	stainless steel
Cooker	electric Pelgrim 4 burner
Extractor	Siemens
Microwave	Pelgrim combi MAG 555 RVS
Hot water system	on central heating
Water pressure system	electrical
Dishwasher	Pelgrim
Kettle	yes
Owners cabin	French bed
Bed length (m)	2
Wardrobe	hanging
Bathroom	en suite
Toilet	en suite
Toilet system	electric
Wash basin	in the bathroom



PACIFIC ALLURE 170

Shower	en suite
Extra info	Philips TV
Guest cabin 1	double bed
Bed length (m)	2
Wardrobe	hanging
Bathroom	separate
Toilet	separate
Toilet system	electric
Wash basin	at the toilet
Shower	
Guest cabin 2	bunk bed
Bed length (m)	2
Washing machine	Aquamatic 10T
Dryer	Creda T30I
Central vacuum cleaner	Easy Flo

MACHINERY

No of engines	2
Make	MAN
Type	D0226MKF
HP	190,00
kW	139,00
Fuel	diesel
Year installed	2004
Maximum speed (kn)	10
Cruising speed (kn)	8
Consumption (l/hr)	25
Engine hours	995
Engine cooling system	freshwater heat exchanger
Drive	shaft
Engine controls	mechanical



Bowthruster	electric
Sternthruster	electric
Propeller type	fixed
Propeller blades	4
Propeller shaft material	stainless steel
Electric bilge pump	yes
Bilge alarm	yes
Electrical installation	Mastervolt
Generator	wet exhaust Marine Power JF-10-1500 10kVA
Batteries	2019
Battery charger	Mastervolt
Inverter	Mastervolt Mass Sine 24/2500
Shorepower	with cable

NAVIGATION

Compass	VDO Logic
Electric compass	Raymarine
Depth sounder	VDO Logic
Depth sounder/log	Raymarine
VHF	Simrad RS87
Autopilot	Raymarine
Rudder angle indicator	On autopilot
Searchlight	Jabsco

EQUIPMENT

Fixed windscreen	yes
Sprayhood	yes
Cockpit cover	yes
Cockpit cushions	yes
Cockpit table	yes
Cockpit chairs	yes



PACIFIC ALLURE 170

Bathing platform	yes
Boarding ladder	stainless steel
Deck shower	yes
Anchor	yes
Anchor chain	yes
Windlass	electrical Quick 1000W
Davits	stainless steel
Davits controls	manual
Sea railing	stainless steel
Grab rail (superstructure)	stainless steel
Railing side opening gates	yes
Wiper	Exalto
Horn	electric
Fenders	yes
Mooring lines	yes
TV	Philips
TV receiver	yes
Surround Sound System	Bose
Cockpit speakers	Bose
Speakers in salon	Bose
Speakers in cabin	yes
Fire extinguisher	yes
Extra info	Electrolux 23L fridge in cockpit
Extra info	Stainless steel sink in cockpit



PACIFIC ALLURE 170



PACIFIC ALLURE 170




PACIFIC ALLURE 170



PACIFIC ALLURE 170



PACIFIC ALLURE 170



PACIFIC ALLURE 170



PACIFIC ALLURE 170



PACIFIC ALLURE 170



PACIFIC ALLURE 170



PACIFIC ALLURE 170



PACIFIC ALLURE 170





PACIFIC ALLURE 170



PACIFIC ALLURE 170



PACIFIC ALLURE 170





PACIFIC ALLURE 170




PACIFIC ALLURE 170



PACIFIC ALLURE 170





PACIFIC ALLURE 170

