



LINSSEN GRAND STURDY 430 AC TWIN

LINSSSEN GRAND STURDY 430 AC TWIN

BROKER'S COMMENTS

Just arrived in our sales marina in Loosdrecht, beautiful Linssen Grand Sturdy 430 AC Mark II Twin. A feast for the eyes in this modern color scheme. De Linssen has a spacious owner's cabin and a comfortable guest house, both with their own sanitary facilities. De Linssen is equipped with a hydraulic package in which, among other things, bow and sternthruster, windlass and tender support are taken. The yacht is also equipped with central heating, air conditioning and generator.

Peter van Diggele

SPECIFICATIONS

Dimensions	13.50 x 4.31 x 1.20 (m)	Builder	Linssen Yachts/Maasbracht
Built	2006	Cabins	2
Material	Steel	Berths	6
Engine(s)	2 x Vetus Deutz DTA 444 25 A diesel	Hp/Kw	2 x 140.00 (hp), 102.90 (kw)
Asking price	sold (VAT)	Lying	at sales office

CONTACT

Sales office	De Valk Loosdrecht B.V.	Telephone	+31 (0)35 582 90 30
Address	't Breukeleveense Meentje 6 1231LM Loosdrecht / Wijdmeren NL	E-mail	loosdrecht@devalk.nl

DISCLAIMER

These particulars are given in good faith as supplied but cannot be guaranteed.



LINSSEN GRAND STURDY 430 AC TWIN

GENERAL

Model	LINSSEN GRAND STURDY 430 AC TWIN
Type	motor yacht
LOA (m)	13,50
LWL (m)	11,52
Beam (m)	4,31
Draft (m)	1,20
Air draft min (m)	2,97
Headroom (m)	1,95
Year built	2006
Builder	Linssen Yachts/Maasbracht
Country	The Netherlands
Designer	Linssen Yachts
Displacement (t)	20
CE norm	B
Hull material	steel
Hull colour	off-white
Hull thickness (mm)	5-6
Hull shape	multi hard chine
Keel type	long keel
Superstructure material	steel
Superstructure (mm)	4
Deck plate thickness (mm)	4
Rubbing strake	fender rope
Deck material	steel
Deck finish	teak
Window frame	aluminium
Window material	glass
Portholes	aluminium
Mast can be lowered	manual
Fuel tank (litre)	2x 580



LINSSEN GRAND STURDY 430 AC TWIN

Freshwater tank (litre)	440
Blackwater tank (litre)	220
Wheel steering	hydraulic
Outside helm position	hydraulic

ACCOMMODATION

Cabins	2
Berths	6
Floor	teak and holly
Aft deck	yes
Saloon	lethar upholstery
Headroom saloon (m)	2,00
Heating	central heating Radiator
Heating 2	diesel ducted hot air
Air-conditioning	Saloon + aft cabin
Galley	yes
Countertop	corian
Sink	stainless steel
Cooker	ceramic Candy, new 2016
Oven	yes
Microwave/oven combi	+ Grill
Fridge	Comprssor, 110 L.,+ 31 L. box
Freezer	Inside
Hot water system	Boiler 50 L.
Water pressure system	electrical
Dishwasher	yes
Owners cabin	French bed
Bed length (m)	2,10
Wardrobe	yes
Bathroom	en suite
Toilet	separate



LINSSEN GRAND STURDY 430 AC TWIN

Toilet system	electric
Wash basin	in the bathroom
Shower	en suite
Guest cabin 1	bunk bed
Bed length (m)	2,00
Wardrobe	yes
Bathroom	en suite
Toilet	separate
Toilet system	electric
Wash basin	in the bathroom
Shower	en suite
Washing machine/dryer combi	Siemens

MACHINERY

No of engines	2
Make	Vetus Deutz
Type	DTA 444 25 A
HP	140,00
kW	102,90
Fuel	diesel
Maximum speed (kn)	11
Cruising speed (kn)	9
Consumption (l/hr)	14
Engine hours	1500
Engine cooling system	freshwater heat exchanger
Drive	shaft
Engine controls	bowden cable
Gearbox	ZF Hurth 450H
Bowthruster	hydraulic 160 kGf
Sternthruster	hydraulic 95 kGf
Thrust bearing	yes



LINSSEN GRAND STURDY 430 AC TWIN

Propeller blades	5
Propeller shaft material	steel 40 m/m
Shaft lubrication	water
Electric bilge pump	yes
Electrical installation	12/220 Volt
Generator	Onan, 7 kW
Start battery	2x
Service battery	5x 105 Ah
Generator battery	yes
Battery charger	Mastervolt Mass, 60 Amp
Shorepower	yes
Stabilizers	Prepared for Najad Marine 160

NAVIGATION

Electric compass	yes
Depth sounder/log	Raymarine Tridata ST60
VHF	Raymarine DSC
Autopilot	Raymarine ST6002 + remote control
Rudder angle indicator	yes
Radar	Raymarine C120
GPS	Raystar 125 GPS/SD
Plotter	Raymarine C 120
Searchlight	New 2016

EQUIPMENT

Sprayhood	New 2016
Cockpit cover	New 2016
Cockpit cushions	yes
Bathing platform	yes
Boarding ladder	stainless steel Teak +
Gangway	Hydraulic, lift: 260 kg



LINSSEN GRAND STURDY 430 AC TWIN

Deck shower	yes
Anchor	Bruce 20 kg
Windlass	hydraulic
Deck wash	yes
Sea railing	stainless steel
Grab rail (superstructure)	yes
Railing side opening gates	yes
Wiper	yes
TV	yes
Satellite	Raymarine STV37
Radio-cd player	yes



LINSSEN GRAND STURDY 430 AC TWIN



LINSSEN GRAND STURDY 430 AC TWIN



LINSSEN GRAND STURDY 430 AC TWIN



LINSSEN GRAND STURDY 430 AC TWIN



LINSSEN GRAND STURDY 430 AC TWIN



LINSSEN GRAND STURDY 430 AC TWIN



LINSSEN GRAND STURDY 430 AC TWIN



LINSSEN GRAND STURDY 430 AC TWIN



LINSSEN GRAND STURDY 430 AC TWIN




LINSSEN GRAND STURDY 430 AC TWIN



LINSSEN GRAND STURDY 430 AC TWIN



LINSSEN GRAND STURDY 430 AC TWIN




LINSSEN GRAND STURDY 430 AC TWIN




LINSSEN GRAND STURDY 430 AC TWIN




LINSSEN GRAND STURDY 430 AC TWIN




LINSSEN GRAND STURDY 430 AC TWIN



LINSSEN GRAND STURDY 430 AC TWIN



LINSSEN GRAND STURDY 430 AC TWIN



LINSSEN GRAND STURDY 430 AC TWIN

