



SMELNE VLET 1150



DE VALK
YACHT BROKERS

SMELNE VLET 11.50

BROKER'S COMMENTS

The Smelne Vlet 11.50 is a one of a kind beauty built by the high Smelne standard. Due to her bilge keels, CE-B and heavier engine she is capable to cruise both the inland as coastal waters. Both the first and current owner haven't saved anything on the maintenance, which you will directly see when visiting her. The Smelne Vlet 11.50 is momentarily stored in a heated hall, please contact the sales office for an appointment.

Koen Mulder

SPECIFICATIONS

Dimensions	12.20 x 3.90 x 1.10 (m)	Builder	Smelne Yachtcenter
Built	2008	Cabins	2
Material	Steel	Berths	4
Engine(s)	1 x Perkins Sabre 150Ti diesel	Hp/Kw	150.00 (hp), 110.00 (kw)
Asking price	sold (VAT)	Lying	elsewhere / Not at sales office

CONTACT

Sales office	De Valk Loosdrecht B.V.	Telephone	+31 (0)35 582 90 30
Address	't Breukeleveense Meentje 6 1231LM Loosdrecht / Wijdmeren NL	E-mail	loosdrecht@devalk.nl

DISCLAIMER

These particulars are given in good faith as supplied but cannot be guaranteed.



GENERAL

Model	SMELNE VLET 1150
Type	motor yacht
LOA (m)	12,20
Beam (m)	3,90
Draft (m)	1,10
Air draft min (m)	2,70
Headroom (m)	2,05
Year built	2008
Launched	2009
Builder	Smelne Yachtcenter
Country	The Netherlands
Displacement (t)	13
CE norm	B
Hull material	steel
Hull colour	blue
Bilge keels	yes
Superstructure material	steel
Rubbing strake	fender rope
Deck material	steel
Deck finish	non-skid paint
Superstructure deck finish	non-skid paint
Cockpit deck finish	non-skid paint
Antifouling (year)	2018
Window frame	aluminium
Window material	double glazing
Deckhatch	yes
Insulation	yes
Mast can be lowered	electric
Fuel tank (litre)	steel 1x 850
Level indicator (fuel tank)	yes



Freshwater tank (litre)	stainless steel 2x 300
Level indicator (freshwater)	yes
Blackwater tank (litre)	stainless steel 1x 150
Level indicator (blackwater)	yes
Blackwater tank extraction	deck extraction + pump
Wheel steering	hydraulic
Outside helm position	cable steering
Emergency tiller	yes
More info on hull	yes
More info on paintwork	Awlgrip Paintwork is in excellent condition
Extra info	fly mosquito screens

ACCOMMODATION

Cabins	2
Berths	4
Interior	cherry
Layout	two cabins, two heads, galley & saloon
Floor	teak and holly
Aft deck	yes
Saloon	yes
Headroom saloon (m)	2,04
Heating	diesel ducted hot air Eberspacher D6
Navigation center	yes
Aft Cabin	yes
Galley	yes
Countertop	granite
Sink	yes
Cooker	calor gas 4-burners
Oven	Smev
Fridge	yes
Hot water system	220V + engine



Water pressure system	electrical
Owners cabin	French bed
Bed length (m)	2,00
Wardrobe	hanging/drawers/shelves
Bathroom	en suite
Toilet	en suite
Toilet system	electric Tecma
Wash basin	in the bathroom
Shower	en suite
Guest cabin 1	v-bed
Bed length (m)	2,00
Wardrobe	hanging and shelves
Bathroom	en suite
Toilet	en suite
Toilet system	electric Tecma

MACHINERY

No of engines	1
Make	Perkins Sabre
Type	150Ti
HP	150,00
kW	110,00
Fuel	diesel
Year installed	2008
Maximum speed (kn)	8,00
Cruising speed (kn)	7,00
Consumption (l/hr)	6,00
Engine hours	1126
Engine cooling system	freshwater heat exchanger
Drive	shaft
Engine controls	bowden cable



Gearbox	hydraulic ZF
Bowthruster	electric Vetus 160 KGF
Sternthruster	electric Vetus 160 KGF
Thrust bearing	Aquadrive
Propeller type	fixed
Propeller blades	4
Propeller shaft material	stainless steel
Shaft lubrication	water
Electric bilge pump	with bilge alarm 3x
Batteries	5x
Start battery	2x 225 AH AGM (2019)
Service battery	3x 225 AH
Battery monitor	Mastervolt
Battery charger	Mastervolt
Inverter	Mastervolt
Solar panel	2x + Fox Sunware
Diode battery combiners	yes
Shorepower	with cable
Extra info	double (separated) engine water intake
Extra info	double diesel filters
Extra info	Mastervolt Alternator 100Ah for loading start /bow/stern thruster batteries

NAVIGATION

Electric compass	At Raymarine plotter
Depth sounder	Raymarine
Log	Raymarine
VHF	Raymarine 54E
Rudder angle indicator	Raymarine
Plotter/GPS	Raymarine C80
Electronis chart(s)	yes



EQUIPMENT

Fixed windscreen	collapsible
Sprayhood	yes
Cockpit cover	yes
Cockpit cushions	yes
Cockpit table	yes
Bathing platform	yes
Boarding ladder	stainless steel
Anchor	Danforth
Anchor chain	60 mtr
Anchor 2	yes
Windlass	electrical
Deck wash	yes
Dinghy	yes
Outboard	electric 1.2 Hp
Davits	stainless steel
Sea railing	stainless steel
Grab rail (superstructure)	stainless steel
Railing side opening gates	yes
Pushpit	yes
Pulpit	yes
Lifebuoy	yes
Wiper	3x
Horn	air pressure
Fenders	yes
Mooring lines	yes
TV	2x LCD
TV receiver	needs update Oyster
Radio-cd player	yes
Cockpit speakers	yes
Speakers in salon	yes




Fire extinguisher	2x
Latest extinguisher survey	Unknown
Extinguisher in engine room	yes






SMELNE VLET 1150



























SMELNE VLET 1150















SMELNE VLET 1150

