



VAN AARSEN 14.90

VAN AARSEN 14.90

BROKER'S COMMENTS

The Van Aarsen 14.90 is a very special and unique ship. What started as a joke between the owner of a machine factory and his friend who was a boat designer resulted in building this yacht. The Nancy can host 4 guest and the spacious interior and large cellar makes her also very suitable to live on. Due to her twin engines and bow thruster the Van Aarsen 14.90 is very easy to maneuver.

Koen Mulder

SPECIFICATIONS

Dimensions	14.90 x 4.20 x 1.20 (m)	Builder	H.P. van Aarsen
Built	1970	Cabins	2
Material	Steel	Berths	6
Engine(s)	2 x DAF 575 diesel	Hp/Kw	2 x 105.00 (hp), 77.00 (kw)
Asking price	sold (VAT)	Lying	at sales office

CONTACT

Sales office	De Valk Loosdrecht B.V.	Telephone	+31 (0)35 582 90 30
Address	't Breukeleveense Meentje 6 1231LM Loosdrecht / Wijdmeren NL	E-mail	loosdrecht@devalk.nl

DISCLAIMER

These particulars are given in good faith as supplied but cannot be guaranteed.



GENERAL

Model	VAN AARSEN 14.90
Type	motor yacht
LOA (m)	14,90
Beam (m)	4,20
Draft (m)	1,20
Air draft (m)	3,20
Year built	1970
Builder	H.P. van Aarsen
Country	The Netherlands
Displacement (t)	28
CE norm	NA
Hull material	steel
Hull colour	white
Hull shape	round-bilged
Superstructure material	steel
Rubbing strake	steel
Deck material	stainless steel
Deck finish	teak
Superstructure deck finish	paint
Cockpit deck finish	teak
Window frame	aluminium
Window material	glass
Deckhatch	yes
Mast can be lowered	manual
Fuel tank (litre)	steel 800
Fuel tank 2 (litre)	steel 800
Level indicator (fuel tank)	yes
Freshwater tank (litre)	steel 2x 800
Level indicator (freshwater)	yes
Wheel steering	hydraulic



Outside helm position

ACCOMMODATION

Cabins	2
Berths	6
Floor	carpet
Aft deck	yes
Saloon	yes
Headroom saloon (m)	1,90
Heating	diesel ducted hot air Eberspaecher D5L C
Dinette	yes
Opening door to aft deck	yes
Galley	yes
Countertop	corian
Sink	GRP
Cooker	electric Ceran 2 burner
Microwave/oven combi	Clatronic
Fridge	Bomann / Exquisit
Freezer	In fridge
Hot water system	220V + engine 80 L.
Water pressure system	electrical
Owners cabin	French bed
Wardrobe	hanging and shelves
Bathroom	shared
Toilet	shared
Toilet system	electric
Wash basin	at the toilet
Shower	shared
Guest cabin 1	v-bed
Wardrobe	hanging and shelves
Wash basin	in the cabin



MACHINERY

No of engines	2
Make	DAF
Type	575
HP	105
kW	77,00
Fuel	diesel
Year installed	1970
Engine cooling system	freshwater heat exchanger
Drive	V-drive
Engine controls	bowden cable
Bowthruster	electric
Exhaust	watercooled
Propeller type	fixed
Electric bilge pump	yes
Electrical installation	12/24/48/220V
Generator	Installation prepared
Batteries	yes
Start battery	2x 140Ah
Service battery	4x 140Ah
Bowthruster battery	4x
Battery monitor	Mastervolt
Battery charger	Victron Titan 48V/25A
Inverter	2x Alfatronix PV18s
Battery charger/inverter	Victron MultiPlus 24V/3000W/70A
Shorepower	with cable

NAVIGATION

Depth sounder	VDO
VHF	Midland Neptune + Shipmate RS8310
Rudder angle indicator	yes



GPS	MLR SP 12X
Navigation lights	yes

EQUIPMENT

Fixed windscreen	yes
Cockpit cover	yes
Bimini	yes
Winter cover	yes
Cockpit table	yes
Cockpit chairs	yes
Bathing platform	yes
Boarding ladder	aluminum
Transom door	yes
Bow ladder	yes
Deck shower	yes
Anchor	Brittany
Anchor chain	yes
Windlass	manual
Deck wash	yes
Deck crane	hydraulic +/- 1000 Kg
Sea railing	
Grab rail (superstructure)	steel
Railing side opening gates	yes
Wiper	yes
Horn	
TV	Samsung / Kathrein
Satellite	TechniSat
Radio-cd player	Philips 6DISC CD changer
DVD player	Samsung / Skymaster DT300
Cockpit speakers	yes
Speakers in salon	Philips



Speakers in cabin

yes

Clock - barometer

yes
























VAN AARSEN 14.90



