



BAVARIA DEEP BLUE 46



BAVARIA DEEP BLUE 46

BROKER'S COMMENTS

This Bavaria Deep Blue 46 is offered by her 2nd owner. The enhance equipment like a touch screen plotter with radar, outside bar with cooker and fridge and electric tender garage with winch makes the "Tessa" a full option sports yacht. Due to the in- and outside heating the Bavaria Deep Blue 46 is perfectly suitable for comfortable early and late season days.

Tom Reith

SPECIFICATIONS

Dimensions	14.20 x 4.45 x 1.10 (m)	Builder	Bavaria Yachtbau GmbH
Built	2010	Cabins	3
Material	GRP	Berths	6
Engine(s)	2 x Volvo Penta D6-370 diesel	Hp/Kw	2 x 370.00 (hp), 271.00 (kw)
Asking price	sold (VAT)	Lying	contact Loosdrecht

CONTACT

Sales office	De Valk Loosdrecht B.V.	Telephone	+31 (0)35 582 90 30
Address	't Breukeleveense Meentje 6 1231LM Loosdrecht / Wijdmeren NL	E-mail	loosdrecht@devalk.nl

DISCLAIMER

These particulars are given in good faith as supplied but cannot be guaranteed.



GENERAL

Model	BAVARIA DEEP BLUE 46
Type	motor yacht
LOA (m)	14,20
Beam (m)	4,45
Draft (m)	1,10
Air draft (m)	3,50
Headroom (m)	2,10
Year built	2010
Builder	Bavaria Yachtbau GmbH
Country	Germany
Displacement (t)	11,2
CE norm	B
Hull material	GRP
Hull colour	off-white
Hull shape	deep-V
Superstructure material	GRP
Rubbing strake	stainless steel
Deck material	GRP
Deck finish	teak
Superstructure deck finish	teak
Cockpit deck finish	teak
Antifouling (year)	04-2020
Window material	tempered glass Trend Marine
Deckhatch	Rutgerson
Portholes	yes
Fuel tank (litre)	1200L
Level indicator (fuel tank)	yes
Freshwater tank (litre)	410L
Blackwater tank (litre)	150L
Wheel steering	hydraulic SeaStar



More info on hull

Polished and waxed 2020

Extra info

Teak decks cleaned 2019

ACCOMMODATION

Cabins

3

Berths

6

Sliding roof

manual

Heating

diesel ducted hot air Webasto Air Top EVO 5500 interior heating

Heating 2

diesel ducted hot air Webasto Air Top EVO 3900 cockpit heating

Dinette

yes

Opening door to cockpit

yes

Galley

yes

Sink

stainless steel

Cooker

yes

Microwave

Baumatic

Fridge

Waeco CR-0110 110L

Freezer

Inside the fridge

Hot water system

220V + engine Boiler

Water pressure system

electrical

Owners cabin

French bed

Wardrobe

hanging and shelves

Bathroom

en suite

Toilet

en suite Jabsco

Toilet system

electric

Wash basin

in the bathroom

Shower

en suite

Extra info

Lenco LCD TV

Guest cabin 1

double bed

Wardrobe

hanging/drawers/shelves

Bathroom

en suite

Toilet

en suite Jabsco



Toilet system	electric
Wash basin	in the bathroom
Shower	en suite
Extra info	Philips LCD TV
Guest cabin 2	double bed
Wardrobe	hanging and shelves
Bathroom	shared
Wet bar	With 2 burner cooker and 40L Coolmatic CB-040 fridge

MACHINERY

No of engines	2
Make	Volvo Penta
Type	D6-370
HP	370
kW	271,00
Fuel	diesel
Year installed	2010
Maximum speed (kn)	33,00
Cruising speed (kn)	22,00
Engine hours	790
Engine cooling system	freshwater heat exchanger
Drive	Z-drive
Engine controls	electrical
Bowthruster	electric Side-Power SE80 with remote control
Sternthruster	electric Side-Power SX 100
Manual bilge pump	yes
Electric bilge pump	yes
Electrical installation	12V /220V
Generator	Fischer Panda 3.8 kW
Running hours generator	935 (15-10-2019)
Start battery	yes



Service battery	6x 200 Ah 04-2020
Generator battery	yes
Bowthruster battery	04-2020
Sternthruster battery	04-2020
Battery monitor	Mastervolt mass inverter charger control
Battery charger/inverter	Mastervolt Mass Combi 12/2000-100
Shorepower	with cable
Trimtabs	Electric
Extra info	Engines and drives maintained 04-2020

NAVIGATION

Compass	Plastimo
Depth sounder	Volvo Penta
Log	Volvo Penta
VHF handheld	Raymarine 260E
Autopilot	Raymarine ST70 with Raymarine S100 remote control
Rudder angle indicator	Volvo Penta
Radar	Raymarine Quantum
Radar/GPS/plotter	Raymarine gS Series Glass Bridge with touchscreen
AIS receiver	Raymarine
Camera	Raymarine
Navigation lights	yes

EQUIPMENT

Fixed hardtop	yes
Cockpit cover	yes
Bimini	Rail system
Sun awning	yes
Cockpit cushions	yes
Cockpit table	yes
Bathing platform	yes



Boarding ladder	stainless steel
Transom door	yes
Deck shower	yes
Anchor	Delta
Anchor chain	yes
Windlass	Quick remote controlled
Windlass aft	electrical Tender garage remote controlled
Sea railing	stainless steel
Grab rail (superstructure)	stainless steel
Wiper	Exalto wiper control
Window ventilator	yes
Window heating	yes
Horn	electric
Fenders	yes
Mooring lines	yes
TV	Lenco LCD TV
Radio-cd player	JVC
Cockpit speakers	2x Blaupunkt
Speakers in salon	yes
Extra info	Tender garage, electric winch including remote control
Extra info	Removable tender guide rollers



BAVARIA DEEP BLUE 46



BAVARIA DEEP BLUE 46



BAVARIA DEEP BLUE 46



BAVARIA DEEP BLUE 46




BAVARIA DEEP BLUE 46



BAVARIA DEEP BLUE 46




BAVARIA DEEP BLUE 46



BAVARIA DEEP BLUE 46



BAVARIA DEEP BLUE 46



BAVARIA DEEP BLUE 46



BAVARIA DEEP BLUE 46





BAVARIA DEEP BLUE 46




BAVARIA DEEP BLUE 46




BAVARIA DEEP BLUE 46




BAVARIA DEEP BLUE 46





BAVARIA DEEP BLUE 46



BAVARIA DEEP BLUE 46

