



ALEN 305

## BROKER'S COMMENTS

The Alen 305 is a perfect cabinsloop to enjoy days of on the water. With her comfortable cockpit and sunbed, the Alen is very suitable for sailing with friends and family. Inside you find a double bed and toilet, enough facilities for a weekend on the water.

*Koen Mulder*

## SPECIFICATIONS

<b>Dimensions</b>	9.10 x 2.60 x 0.62 (m)	<b>Builder</b>	Alen Yacht
<b>Built</b>	2007	<b>Cabins</b>	1
<b>Material</b>	GRP	<b>Berths</b>	2
<b>Engine(s)</b>	1 x Volvo Penta D2-55-C diesel	<b>Hp/Kw</b>	55.00 (hp), 40.42 (kw)
<b>Asking price</b>	sold (VAT )	<b>Lying</b>	at sales office

## CONTACT

<b>Sales office</b>	De Valk Loosdrecht B.V.	<b>Telephone</b>	+31 (0)35 582 90 30
<b>Address</b>	't Breukeleveense Meentje 6 1231LM Loosdrecht / Wijdmeren NL	<b>E-mail</b>	loosdrecht@devalk.nl

## DISCLAIMER

These particulars are given in good faith as supplied but cannot be guaranteed.



## GENERAL

Model	ALEN 305
Type	motor yacht
LOA (m)	9,10
Beam (m)	2,60
Draft (m)	0,62
Year built	2007
Builder	Alen Yacht
Country	Turkey
Displacement (t)	3,2
CE norm	C
Hull material	GRP
Hull colour	blue
Hull shape	deep-V
Superstructure material	GRP
Rubbing strake	fender rope
Deck material	GRP
Deck finish	teak
Superstructure deck finish	teak
Cockpit deck finish	teak
Portholes	
Fuel tank (litre)	stainless steel 2x
Level indicator (fuel tank)	Wema
Freshwater tank (litre)	stainless steel 1x
Level indicator (freshwater)	Wema
Blackwater tank (litre)	stainless steel 1x
Wheel steering	hydraulic Ultraflex UP series

## ACCOMMODATION

Cabins	1
Berths	2



Floor	teak
Opening door to cockpit	yes
Galley	yes
Countertop	
Sink	stainless steel
Fridge	Vitrifrigo C51
Hot water system	220V + engine Quick
Water pressure system	electrical
Owners cabin	double bed
Wardrobe	shelves
Toilet	
Toilet system	electric Jabsco
Wardrobe	shelves

## MACHINERY

No of engines	1
Make	Volvo Penta
Type	D2-55-C
HP	55
kW	40,42
Fuel	diesel
Year installed	2007
Engine hours	2200
Drive	shaft
Gearbox	Volvo Penta
Bowthruster	electric
Exhaust	watercooled
Shaft lubrication	water
Electric bilge pump	yes
Start battery	Dynac 12V/105A
Service battery	Caterpillar 12V/95A



<b>Bowthruster battery</b>	Dynac 12V/130A
<b>Battery charger</b>	Mastervolt Mass 12/60
<b>Shorepower</b>	with cable

## NAVIGATION

<b>Rudder angle indicator</b>	yes
<b>Navigation lights</b>	yes

## EQUIPMENT

<b>Sprayhood</b>	yes
<b>Cockpit cover</b>	yes
<b>Bimini</b>	yes
<b>Cockpit cushions</b>	yes
<b>Cockpit table</b>	yes
<b>Bathing platform</b>	yes
<b>Boarding ladder</b>	stainless steel
<b>Anchor</b>	
<b>Grab rail (superstructure)</b>	wood
<b>Horn</b>	electric
<b>Radio</b>	Sony CDX-GT212
<b>Cockpit speakers</b>	Sony

















# ALEN 305








# ALEN 305






# ALEN 305












# ALEN 305














# ALEN 305

