



HANSE 455

BROKER'S COMMENTS

This beautifully lined, fully equipped, perfectly maintained and very good (twin-handed) sailing Hanse 455 is being sold by the first owner. The interior is spacious and attractive. The boat is equipped with a bow thruster, electric winches, Webasto heating, B & G navigation equipment (including plotter, AIS), beautiful Flexiteek on deck, superstructure and cockpit. The Hanse 455 is completely ready to sail and available immediately. To make a viewing appointment and for more information, please contact De Valk Zeeland in Sint Annaland. Asking price € 325,490 including 21% VAT.

Jan-Ward van Dantzig

SPECIFICATIONS

Dimensions	13.95 x 4.38 x 2.28 (m)	Builder	Hanse Yachts GmbH
Built	2015	Cabins	3
Material	GRP	Berths	8
Engine(s)	1 x Volvo Penta D2-55F diesel	Hp/Kw	55.00 (hp), 40.48 (kw)
Asking price	sold (VAT)	Lying	contact Sint Annaland

CONTACT

Sales office	De Valk Sint Annaland B.V.	Telephone	+31 (0)166 601 000
Address	Koelhuisweg 4 4697 RM Sint Annaland NL	E-mail	sintannaland@devalk.nl

DISCLAIMER

These particulars are given in good faith as supplied but cannot be guaranteed.



GENERAL

Model	HANSE 455
Type	sailing yacht
LOA (m)	13,95
LWL (m)	12,20
Beam (m)	4,38
Draft (m)	2,28
Air draft (m)	22,50
Headroom (m)	2,05
Year built	2015
Launched	2016
Builder	Hanse Yachts GmbH
Country	Germany
Designer	Judel & Vrolijk
Displacement (t)	11,7
Ballast (tonnes)	lead 3,5
CE norm	A
Hull material	GRP
Hull colour	white With grey striping
Hull shape	round-bilged
Keel type	fin keel with bulb
Superstructure material	GRP
Rubbing strake	stainless steel
Deck material	GRP
Deck finish	synthetic teak Flexiteek with black "caulking"
Superstructure deck finish	synthetic teak Flexiteek with black "caulking"
Cockpit deck finish	synthetic teak Flexiteek with black "caulking"
Antifouling (year)	2023
Dorades	yes
Window frame	aluminium
Window material	polycarbonate With Ocean Air blinds



Deckhatch	Flush - with Ocean Air blinds and screens
Portholes	aluminium
Fuel tank (litre)	polyethylene 210
Level indicator (fuel tank)	yes
Freshwater tank (litre)	polyethylene 450
Level indicator (freshwater)	yes
Blackwater tank (litre)	polyethylene 2 x 30
Blackwater tank extraction	deck extraction + uw line
Wheel steering	mechanical 2x Jefa Pedestal & 2x Carbonautica 3-spoke Carbon wheel
Emergency tiller	yes
Extra info	Grey covers over steering wheels
Extra info	Gassprings on cockpitlockers
Extra info	6 x Stainless steel clamps (can be folded down)

ACCOMMODATION

Cabins	3
Berths	8
Interior	mahogany With white panels and grey Florence upholstery
Floor	wood Acacie Style
Saloon	LED ceiling lights, indirect lights in the salon
Headroom saloon (m)	2,05
Heating	diesel ducted hot air Webasto Evo 55, isolated hoses, 5x opening (not in aft cabins)
Chart table	On port side
Aft Cabin	2 x
Dinette	yes
Galley	On starboard side of the entrance - Headroom : 2,05 m
Countertop	Quartz : Black with white dots
Sink	stainless steel 2 x
Cooker	calor gas 3 burner Eno
Oven	Eno



Fridge	Very large fridge with top & front door (Isotherm compressor)
Freezer	Small freezer compartment in the fridge
Wine cooler	Waeco wine cooler (not connected at this moment to 12V)
Hot water system	220V + engine 30 liter boiler
Water pressure system	electrical
Owners cabin	double bed In front cabin - Headroom : 2,00 m
Bed length (m)	2,00 x 1,40
Wardrobe	hanging and shelves
Bathroom	en suite With teak rating on floor - Headroom 1,93 m
Toilet	en suite
Toilet system	electric Jabsco
Wash basin	in the bathroom
Shower	en suite With teak rating on floor - Headroom : 1,95 m
Extra info	Custom made luxury mattresses
Guest cabin 1	double bed In starboard aft cabin - Headroom : 1,95 m
Bed length (m)	2,05 x 1,60
Wardrobe	hanging and shelves
Bathroom	shared With teak rating on floor - Headroom : 1,93 m
Toilet	shared
Toilet system	manual Jabsco
Wash basin	in the bathroom
Shower	shared
Guest cabin 2	double bed In port side aft cabin - Headroom : 2,00 m
Bed length (m)	2,05 x 1,60
Wardrobe	hanging and shelves
Extra info	Waeco fridge drawer (in the galley)
Extra info	SLS - Scenario light system touch screen controller & dimmer

MACHINERY

No of engines	1
Make	Volvo Penta



Type	D2-55F
HP	55
kW	40.48
Fuel	diesel
Year installed	2016
Maximum speed (kn)	9
Cruising speed (kn)	8
Consumption (l/hr)	3,8
Engine hours	255
Engine cooling system	freshwater heat exchanger
Drive	sail-drive
Saildrive seal	2015
Engine controls	bowden cable
Bowthruster	electric Retractable Maxpower
Exhaust	watercooled
Propeller type	folding Volvo Penta
Propeller blades	3
Manual bilge pump	yes
Electric bilge pump	yes
Electrical installation	12 & 220 Volt
Start battery	1 x 95 Ah Varta
Service battery	2 x 165 AH (2023)
Bowthruster battery	1 x
Battery monitor	Mastervolt controller
Battery charger/inverter	Mastervolt 12/2000/100
Diode battery combiners	yes
Shorepower	with cable
Insulation transformer	Whisper Power Galvanic Isolation Blocker
Extra info	The engine has been renewed in 2016 (under guarantee)
Extra info	The engine has been maintained annually
Extra info	Night lights in the cockpit and at the entrance



NAVIGATION

Compass	Garmin (on the cockpit table)
Depth sounder/log	B & G H5000
Windset	B & G H5000
Repeater	2 x B & G H5000
VHF	B & G V50 & H50 handset
Autopilot	B & G with Fluxgate Gyro Compass & 2 x B & G H5000 control unit
Rudder angle indicator	Via autopilot
Plotter/GPS	2 x B & G Zeus 9' (on both pedestals)
AIS transceiver	Class B
Navigation lights	LED
Extra info	2 x Navpods on pedestals & Antenna + Splitter for FM and AIS
Extra info	B & G Hydra CPU Computer & Go Free Wireless Link

EQUIPMENT

Sprayhood with grab rail	Grey (cleaned & restitched in 2023) with opening centre window
Winter cover	For cockpit
Cockpit cushions	Dark grey
Cockpit table	Fixed table with coolbox, removable LED light & grey cover
Bathing platform	Manual and covered with Flexiteek (with black "caulking")
Boarding ladder	stainless steel Removable
Deck shower	With hot and cold water
Anchor	Delta 20 KG (galvanized)
Anchor chain	60 meter (galvanized)
Windlass	electrical Quick
Sea railing	wire Double wire d in stainless steel
Grab rail (superstructure)	stainless steel
Railing side opening gates	On both sides with removable stainless steel ladder
Pushpit	Stainless steel
Pulpit	Stainless steel



Lifejackets	8x automatic with safety harness
Lifebuoy	Lalizas LifeLink
Safety lines on deck	yes
Radar reflector	Tri-lens
Fenders	yes
Mooring lines	yes
TV	Electric retractable Salora TV (behind saloon sofa)
Radio-cd player	Fusion MS-RA205 with Unidock, USB, Bluetooth audio link & remote
Cockpit speakers	Fusion
Speakers in salon	Fusion
Clock - barometer	Weems & Plath
Fire extinguisher	yes
Latest extinguisher survey	Need to be checked / renewed
Extra info	Glomex WiFi antenna (June 2023) in mast & Windex on mast head
Extra info	Mini Board computer
Extra info	Plastic grey folding Maststeps on mastfoot

RIGGING

Rigging	fractional 9/10
Standing rigging	wire (checked in 2023)
Brand mast	Seldén
Material mast	aluminium
Spreaders	2 x set
Mainsail cover	Grey Lazy-Bag with Lazy-Jacks
Battcars	Selden MDS slider system
Fully battened mainsail	Elvstrom High Performance Laminate - 59m2
Jib	Elvstrom High Performance Self-Tacking, grey UV protection, 44m2
Cutter furler	Selden
Reefing System	quick-one-line-reefing



Backstay adjuster

mechanical Hasselfors

Boomvang

gasspring Rodkicker

Multifunctional winches

2 x electric Lewmar 50 EST EVO

Extra info

The laminated sails have been serviced, cleaned & coated in 2023

Extra info

Dyneema halyards. Large sail storage in the bow




HANSE 455



HANSE 455



HANSE 455



HANSE 455



HANSE 455



HANSE 455





HANSE 455



HANSE 455




HANSE 455




HANSE 455



HANSE 455



HANSE 455





HANSE 455




HANSE 455






HANSE 455



HANSE 455



HANSE 455



HANSE 455

