



HALLBERG RASSY 352



HALLBERG RASSY 352

BROKER'S COMMENTS

Hallberg -Rassy 352 offers large boat characteristics at a moderate price. She was from start a substantial sales success for the company: Hallberg Rassy Varvs AB, Sweden, because it was the first time a designer managed to combine in a 35f boat, a walk though to aft cabin with spectacularly elegant lines.HR 352 is renowned for excellent sailing qualities in light airs but also in hard weather & ihigh winds in rough seas. Undoubtedly, Hallberg Rassy is synonymous of quality. In fact the ultimate 35" Cruiser.

Sofia Ilia-Salvanou

SPECIFICATIONS

Dimensions	10.54 x 3.38 x 1.65 (m)	Builder	Halberg Rassy Varvs AB, Ellos
Built	1989	Cabins	2
Material	GRP	Berths	7
Engine(s)	1 x Volvo Penta D2 55 diesel	Hp/Kw	55.00 (hp), 40.42 (kw)
Asking price	sold (VAT)	Lying	at sales office

CONTACT

Sales office	De Valk Corfu	Telephone	(+30) 266 111 8095
Address	New Port of Corfu, near Gouvia Marina 490 83 Corfu GR	E-mail	corfu@devalk.nl

DISCLAIMER

These particulars are given in good faith as supplied but cannot be guaranteed.



GENERAL

Model	HALLBERG RASSY 352
Type	sailing yacht
LOA (m)	10,54
Beam (m)	3,38
Draft (m)	1,65
Air draft (m)	15,63
Headroom (m)	1,85
Year built	1989
Launched	1989 November
Builder	Halberg Rassy Varvs AB, Ellos
Country	Sweden
Designer	Christoph Rassy & Olle Enderlein
Displacement (t)	6
Ballast (tonnes)	cast iron
Gross tonnage	9,52
CE norm	A
Hull material	GRP
Hull colour	off-white
Hull shape	deep-V
Keel type	bilge keels Incapsulated steel in deep bilge
Bilge keels	yes
Superstructure material	epoxy and foam core
Deck plate thickness (mm)	5
Rubbing strake	Brass
Deck material	GRP
Deck finish	teak
Cockpit deck finish	teak
Antifouling (year)	2008 Copper coated
Window frame	aluminium
Window material	tempered glass



Deckhatch	yes
Mast can be lowered	manual
Fuel tank (litre)	aluminium 140
Fuel tank 2 (litre)	aluminium 100
Level indicator (fuel tank)	Electric Gauge on control panel
Freshwater tank (litre)	aluminium 310
Level indicator (freshwater)	Electric Gauge on control panel
Blackwater tank (litre)	aluminium 30
Blackwater tank extraction	deck extraction
Wheel steering	cable steering
Outside helm position	cable steering
Tiller	yes
Emergency tiller	Beneath Bunk in Aft cabin
More info on hull	GRP Sandwich construction

ACCOMMODATION

Cabins	2
Berths	7
Interior	mahogany
Floor	carpet
Open cockpit	yes
Saloon	yes
Headroom saloon (m)	2,7
Sliding roof	manual Over companion way
Navigation center	yes
Chart table	yes
Aft Cabin	yes
Convertible berth	Two in Sloon plus two folding Bunks
Galley	yes
Countertop	wood
Sink	stainless steel



HALLBERG RASSY 352

Cooker	calor gas
Oven	yes
Fridge	25
Hot water system	220V + engine
Water pressure system	electrical Plus foot pump
Kettle	Free standing stove
Owners cabin	double bed + single bed
Bed length (m)	2,05
Wardrobe	hanging
Bathroom	shared
Toilet	shared
Toilet system	manual
Wash basin	in the bathroom
Shower	shared Flexible pipe ahead from above sink
Extra info	Berths 5 plus two in the Saloon
Guest cabin 1	v-bed
Bed length (m)	2,05
Wardrobe	hanging and shelves

MACHINERY

No of engines	1
Make	Volvo Penta
Type	D2 55
HP	55
kW	40,42
Fuel	diesel
Year installed	2004
Maximum speed (kn)	8
Cruising speed (kn)	6
Consumption (l/hr)	2,70
Range (nm)	450



Engine hours	1850
Drive	sail-drive
Shaft seal	yes
Engine controls	bowden cable
Gearbox	mechanical
Propeller type	feathering
Propeller blades	yes
Propeller shaft material	steel
Shaft lubrication	grease
Manual bilge pump	yes
Electric bilge pump	yes
Bilge alarm	yes
Generator	yes
Generator 2	yes
Batteries	yes
Start battery	1X12V
Service battery	2X12V
Battery charger	yes
Inverter	yes
Wind generator	yes
Solar panel	yes
Shorepower	with cable

NAVIGATION

Compass	yes
Depth sounder	Raymarine 60 series
Log	Raymarine 60 series
Windset	yes
VHF	Northstar Explorer 75
Plotter/GPS	Raymarine Hybrid Touch 15 cm screen
Navtex	yes



Personal MOB transmitter	yes
Navigation lights	yes

EQUIPMENT

Fixed windscreen	yes
Sprayhood	yes
Cockpit cover	2016
Bimini	2013
Winter cover	yes
Window cover	yes
Cockpit table	2016
Boarding ladder	stainless steel
Anchor	Rocna 20 Kg
Anchor chain	55 m (10 mm) plus 10 m rope
Anchor 2	Fortress 50 m plaited rope
Windlass	electrical
Dinghy	inflatable Honwave 2,7 m
Outboard	Johnson 6 Hp
Outboard support	yes
Davits	stainless steel
Davits controls	manual
Sea railing	stainless steel
Grab rail (superstructure)	stainless steel
Pushpit	yes
Pulpit	yes
Life raft	container
Life raft (pers)	4
Lifejackets	4
Safety harness	5
Lifebuoy	yes
Danbuoy	yes



Safety lines on deck	yes
Fenders	9+1,2xA2, 7xF2, 1x step fender
Mooring lines	yes
Radio-cd player	yes
Cockpit speakers	yes
Speakers in salon	yes
Fire extinguisher	4
Extinguisher in engine room	yes

RIGGING

Rigging	sloop Bermudan rigged
Standing rigging	wire
Brand mast	Seldén
Material mast	aluminium
Spreaders	yes
Mainsail	2016 Quantum
Mainsail cover	yes
Fully battened mainsail	yes
Jib	2013 Elvstrom
Yankee	Cruising Chute 2004
Stormjib	As new with hanks
Reefing System	slabreefing
Backstay adjuster	mechanical
Boomvang	tackle
Genoa sheetwinches	Lewmar 43
Halyard winches	Lewmar 16
Spinnaker winch	Lewmar 16
Reefing winch	Antal W16
Spi-pole	aluminium



HALLBERG RASSY 352



HALLBERG RASSY 352



HALLBERG RASSY 352




HALLBERG RASSY 352





HALLBERG RASSY 352




HALLBERG RASSY 352




HALLBERG RASSY 352




HALLBERG RASSY 352



HALLBERG RASSY 352





HALLBERG RASSY 352



HALLBERG RASSY 352





HALLBERG RASSY 352



HALLBERG RASSY 352




HALLBERG RASSY 352




HALLBERG RASSY 352




HALLBERG RASSY 352



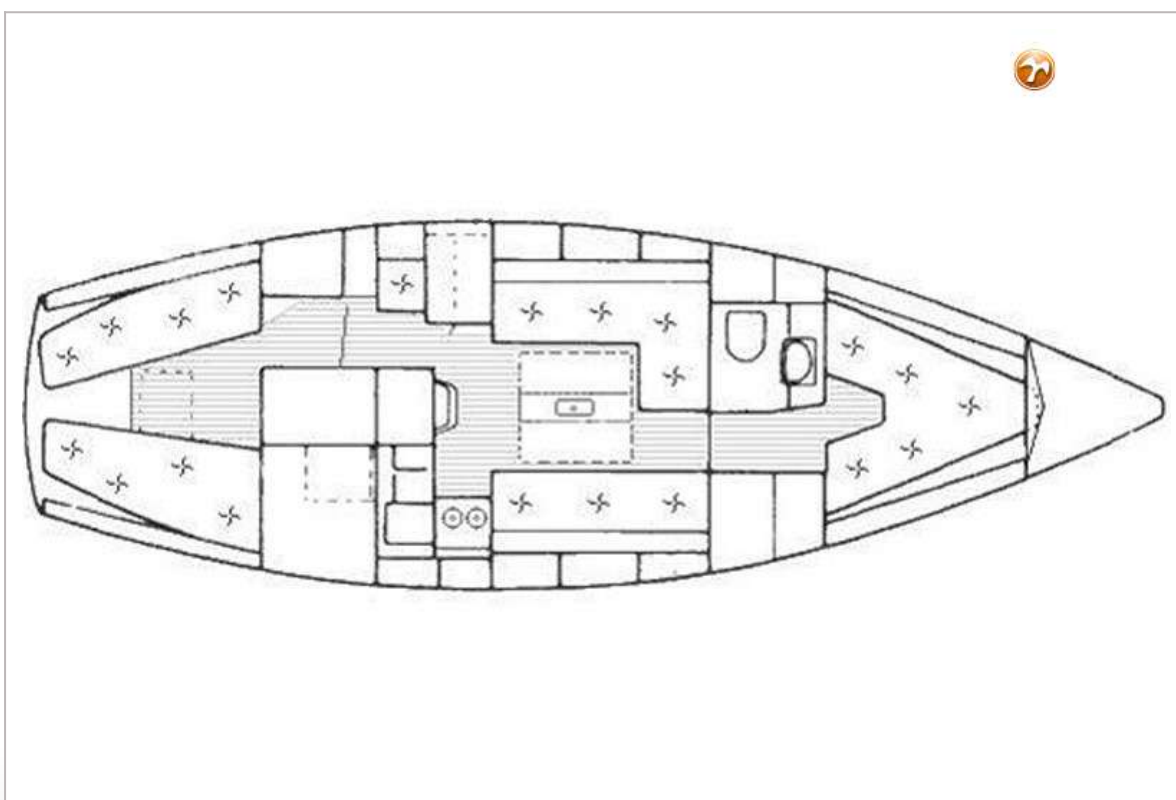

HALLBERG RASSY 352



HALLBERG RASSY 352



HALLBERG RASSY 352



HALLBERG RASSY 352

