



SUNBEAM 40

SUNBEAM 40

BROKER'S COMMENTS

Upon her introduction the Sunbeam 40, became an instant "classic". Showing better performance under sails and easier to manoeuvre. Below decks the accommodations are more spacious and lighter. "Relaxis" is well equipped and perfect maintained, she has new flexiteek and is ready to go anywhere you like!

Henk Sijbranda

SPECIFICATIONS

Dimensions	12.10 x 3.45 x 1.80 (m)	Builder	Schöchl
Built	1990	Cabins	2
Material	GRP	Berths	6
Engine(s)	1 x Yanmar 4 JHE diesel	Hp/Kw	43.00 (hp), 31.61 (kw)
Asking price	sold (VAT)	Lying	at sales office

CONTACT

Sales office	De Valk Hindeloopen B.V.	Telephone	+31 514 52 40 00
Address	Oosterstrand 1 8713 JS Hindeloopen NL	E-mail	hindeloopen@devalk.nl

DISCLAIMER

These particulars are given in good faith as supplied but cannot be guaranteed.



GENERAL

Model	SUNBEAM 40
Type	sailing yacht
LOA (m)	12,10
LWL (m)	9,70
Beam (m)	3,45
Draft (m)	1,80
Headroom (m)	1,95
Year built	1990
Builder	Schöchl
Country	Austria
Designer	Miglitsch
Displacement (t)	7,5
Ballast (tonnes)	2,9
CE norm	German Loyd
Hull material	GRP
Hull colour	white Blue striping
Hull shape	S-bilged
Deck material	GRP
Deck finish	synthetic teak Flexiteek - 2005
Antifouling (year)	2014, gelshield ca. 2001
Window frame	aluminium
Window material	polycarbonate
Radar arch	yes
Fuel tank (litre)	200
Level indicator (fuel tank)	yes
Freshwater tank (litre)	350
Level indicator (freshwater)	yes
Level indicator (blackwater)	60
Blackwater tank extraction	deck extraction + uw line
Wheel steering	yes



Emergency tiller	yes
------------------	-----

ACCOMMODATION

Cabins	2
Berths	6
Interior	mahogany
Open cockpit	yes
Saloon	yes
Headroom saloon (m)	1,95
Heating	Eberspacher
Chart table	yes
Aft Cabin	yes
Sink	yes
Cooker	calor gas 3-flame
Oven	yes
Fridge	yes
Hot water system	220V + engine 20 Ltr.
Water pressure system	yes
Manual and/or foot pump	yes
Owners cabin	yes
Bed length (m)	2
Bathroom	yes
Toilet	yes
Toilet system	manual
Wash basin	yes
Shower	yes

MACHINERY

No of engines	1
Make	Yanmar
Type	4 JHE



SUNBEAM 40

HP	43,00
kW	31,61
Fuel	diesel
Year installed	1990
Maximum speed (kn)	7
Cruising speed (kn)	5,5
Consumption (l/hr)	3-4
Engine hours	1200
Engine cooling system	freshwater heat exchanger
Engine controls	manual
Gearbox	yes
Thrust bearing	watercooled
Propeller blades	2
Manual bilge pump	yes
Electrical installation	yes
Start battery	70 Ah
Service battery	2 x 180 Ah (2010)
Battery charger	yes
Shorepower	yes
Insulation transformer	yes

NAVIGATION

Compass	yes
Electric compass	yes
Depth sounder	yes
Log	yes
VHF	yes
Autopilot	yes
Radar/GPS/plotter	yes
Electronis chart(s)	yes
Radio receiver	yes



EQUIPMENT

Fixed windscreen	yes
Sprayhood	yes
Cockpit cover	yes
Cockpit table	yes
Bathing platform	yes
Boarding ladder	yes
Deck shower	yes
Anchor	yes
Anchor chain	40 m
Anchor 2	yes
Windlass	electrical
Sea railing	yes
Grab rail (superstructure)	yes
Pushpit	yes
Pulpit	yes
Lifejackets	yes
Safety lines on deck	yes
Radar reflector	yes
Mooring lines	yes
TV	yes
Radio-cd player	yes
Clock - barometer	yes
Fire extinguisher	yes

RIGGING

Rigging	
Brand mast	Seldén
Material mast	aluminium
Mainsail	yes
Mainsail cover	Neu 2015



Battcars	yes
Fully battened mainsail	yes
Jib	26 m2
Genoa	45,3 m2
Genoa furler	yes
Removable innerforestay	yes
Backstay adjuster	yes
Boomvang	yes
Primary sheet winch	Enckes ST 40
Halyard winches	Lewmar ST 16 - ST 30
Spi-pole	yes
Isolated backstay	yes




SUNBEAM 40



SUNBEAM 40




SUNBEAM 40




SUNBEAM 40



SUNBEAM 40



SUNBEAM 40



SUNBEAM 40



SUNBEAM 40

