



VAN ROSSUMVLET 16M

# VAN ROSSUMVLET 16M

## BROKER'S COMMENTS

If ships could talk, "Nelly" would have plenty of stories to share. She began her journey in 1964, constructed at the Van Rossum yard in Dreumel as a commercial "Parlevinker" to serve the needs of hardworking boatmen. Built to withstand the test of time, she was designed to outlast them all. After years of service, her owner decided in 1999 that she had the potential to become a robust and comfortable yacht. With the expertise of skilled craftsmen and some help from the renowned Linssen yard, she was transformed into a luxurious liveaboard yacht, for long journeys on inland and offshore waters

*Sjoerd Paddenburg*

## SPECIFICATIONS

<b>Dimensions</b>	16.00 x 4.20 x 1.35 (m)	<b>Builder</b>	Rossum / Linssen
<b>Built</b>	1964	<b>Cabins</b>	2
<b>Material</b>	Steel	<b>Berths</b>	4
<b>Engine(s)</b>	1 x Daimler Benz OM 346 diesel	<b>Hp/Kw</b>	165.00 (hp), 121.28 (kw)
<b>Asking price</b>	€ 199.000 (VAT Paid)	<b>Lying</b>	at sales office

## CONTACT

<b>Sales office</b>	De Valk Sneek	<b>Telephone</b>	+31 (0)515 42 80 30
<b>Address</b>	Zwolsmanweg 7 8606 KC Sneek NL	<b>E-mail</b>	sneek@devalk.nl

## DISCLAIMER

These particulars are given in good faith as supplied but cannot be guaranteed.



# VAN ROSSUMVLET 16M

## GENERAL

<b>Model</b>	VAN ROSSUMVLET 16M
<b>Type</b>	motor yacht
<b>LOA (m)</b>	16,00
<b>Beam (m)</b>	4,20
<b>Draft (m)</b>	1,35
<b>Air draft (m)</b>	3,37
<b>Year built</b>	1964
<b>Launched</b>	2002
<b>Builder</b>	Rossum / Linssen
<b>Country</b>	The Netherlands
<b>Displacement (t)</b>	30
<b>CE norm</b>	NA
<b>Hull material</b>	steel
<b>Hull colour</b>	blue
<b>Hull thickness (mm)</b>	8mm steel strenght in bilge area, 6mm elsewhere
<b>Hull shape</b>	round-bilged Vlet-type round bilged hull
<b>Keel type</b>	long keel
<b>Bilge keels</b>	yes
<b>Superstructure material</b>	steel
<b>Rubbing strake</b>	steel
<b>Deck material</b>	steel
<b>Deck finish</b>	teak
<b>Dorades</b>	yes
<b>Insulation</b>	rockwool
<b>Mast can be lowered</b>	hydraulic With separate 220V hydro pump
<b>Steadying sail with mast</b>	yes
<b>Fuel tank (litre)</b>	steel 2300 L
<b>Level indicator (fuel tank)</b>	yes
<b>Freshwater tank (litre)</b>	steel 1000 L
<b>Blackwater tank (litre)</b>	steel 500 L



Level indicator (blackwater)	yes
Blackwater tank extraction	yes
Wheel steering	hydraulic Outside pump serviced 2025
Inside helm position	yes
Outside helm position	yes
More info on hull	8mm steel strenght in bilge area, 6mm elsewhere

## ACCOMMODATION

Cabins	2
Berths	4
Interior	American Cherry, teak flooring (original Linssen)
Floor	teak and holly Original Linssen
Aft deck	yes
Saloon	yes
Heating	central hot water Kabola Water Heating
Aft Cabin	Owners double bed
Dinette	Dinette at galley
Opening door to aft deck	yes
Galley	yes
Sink	yes
Cooker	calor gas 4 flames gas, 2 flames ceran
Oven	Gas
Microwave	yes
Fridge	yes
Freezer	yes
Hot water system	yes
Water pressure system	yes
Owners cabin	double bed
Bathroom	en suite
Toilet	yes
Toilet system	vacuum Vacuflush



Shower	en suite
Guest cabin 1	v-bed Bowcabin
Wardrobe	hanging and drawers
Bathroom	separate
Toilet	separate
Toilet system	vacuum Vacuflush
Wash basin	yes
Shower	yes
Washing machine	Euronova 800
Extra info	All interior woodwork from one trunk of american cherry

## MACHINERY

No of engines	1
Make	Daimler Benz
Type	OM 346
HP	165
kW	121.28
Fuel	diesel
Year installed	2000
Year of overhaul	2000
Engine cooling system	closed keelcooling
Drive	shaft
Shaft seal	yes
Bowthruster	electric Volvo
Thrust bearing	yes
Propeller type	fixed
Propeller blades	3
Propeller shaft material	steel
Shaft lubrication	yes
Electric bilge pump	yes
Bilge alarm	yes



<b>Electrical installation</b>	yes
<b>Generator</b>	Mecc alte spa
<b>Batteries</b>	yes
<b>Start battery</b>	2 x 160Ah
<b>Service battery</b>	4 x 160 Ah
<b>Generator battery</b>	1 x 60Ah
<b>Battery monitor</b>	yes
<b>Battery charger</b>	Victron
<b>Inverter</b>	Victron
<b>Shorepower</b>	with cable
<b>Extra info</b>	All hydraulic hoses in copper throughout

## NAVIGATION

<b>Compass</b>	At outside helmstation
<b>Depth sounder</b>	VETUS
<b>Log</b>	VETUS
<b>Windset</b>	VETUS
<b>VHF</b>	yes
<b>Autopilot</b>	VETUS
<b>Rudder angle indicator</b>	VETUS
<b>Radar</b>	Koden MD 3642
<b>Plotter/GPS</b>	VDO Logic Map 7
<b>Navigation lights</b>	yes
<b>Searchlight</b>	Jabsco

## EQUIPMENT

<b>Fixed windscreen</b>	Original Linssen
<b>Cockpit cover</b>	yes
<b>Bimini</b>	yes
<b>Winter cover</b>	yes
<b>Cockpit table</b>	yes



Cockpit chairs	yes
Boarding ladder	stainless steel With teak steps
Anchor	yes
Anchor chain	yes
Windlass	yes
Davits	Simpson Davits
Sea railing	yes
Grab rail (superstructure)	yes
Railing side opening gates	yes
Pushpit	yes
Pulpit	yes
Wiper	yes
Horn	yes
Fenders	yes
Mooring lines	yes
TV	yes
TV receiver	yes
Radio-cd player	Pioneer CD+USB
Speakers in salon	yes
Clock - barometer	yes
Fire extinguisher	yes



# VAN ROSSUMVLET 16M



# VAN ROSSUMVLET 16M



# VAN ROSSUMVLET 16M



# VAN ROSSUMVLET 16M



# VAN ROSSUMVLET 16M




# VAN ROSSUMVLET 16M



# VAN ROSSUMVLET 16M



# VAN ROSSUMVLET 16M



# VAN ROSSUMVLET 16M




# VAN ROSSUMVLET 16M



# VAN ROSSUMVLET 16M




# VAN ROSSUMVLET 16M




# VAN ROSSUMVLET 16M




# VAN ROSSUMVLET 16M




# VAN ROSSUMVLET 16M




# VAN ROSSUMVLET 16M



# VAN ROSSUMVLET 16M



# VAN ROSSUMVLET 16M



# VAN ROSSUMVLET 16M

