



DEHLER 38

BROKER'S COMMENTS

The Dehler 38 has been on the market since 2013, further developed and perfected over the years. This makes it a sporty cruiser that delivers excellent performance under all conditions. Safe and comfortable with a modern bright interior, 3 cabins, spacious 'wet room' and a fully equipped modern galley. Check the wide ergonomic cockpit, the retractable bathing platform, the large cockpit table and double steering wheels and you'll be convinced immediately that Judel & Vrolijk designed it all with lots of experience. She is available from the end of September. Price includes VAT and deductible.

Harald Padberg

SPECIFICATIONS

Dimensions	11.30 x 3.75 x 2.03 (m)	Builder	Hanse Yachts Aktiengesellschaft
Built	2016	Cabins	3
Material	GRP	Berths	8
Engine(s)	1 x Volvo Penta D2-40 diesel	Hp/Kw	38.00 (hp), 27.93 (kw)
Asking price	sold (VAT)	Lying	elsewhere / Not at sales office

CONTACT

Sales office	De Valk Monnickendam B.V.	Telephone	+31 (0)299 65 63 50
Address	Hoogedijk 6 1145 PM Katwoude NL	E-mail	monnickendam@devalk.nl

DISCLAIMER

These particulars are given in good faith as supplied but cannot be guaranteed.



GENERAL

Model	DEHLER 38
Type	sailing yacht
LOA (m)	11,30
LWL (m)	10,40
Beam (m)	3,75
Draft (m)	2,03
Year built	2016
Launched	2016
Builder	Hanse Yachts Aktiengesellschaft
Country	Germany
Designer	Judel / Vrolijk & Co
Displacement (t)	7,5
Ballast (tonnes)	cast iron 2,38
CE norm	A
Hull material	GRP
Hull colour	white Rail 9003
Hull shape	round-bilged
Keel type	L
Superstructure material	GRP
Rubbing strake	stainless steel
Deck material	GRP
Deck finish	non-skid moulded in
Superstructure deck finish	non-skid moulded in And teak
Cockpit deck finish	teak
Antifouling (year)	2021
Window material	polycarbonate
Deckhatch	2 x
Fuel tank (litre)	polyethylene 160 L.
Level indicator (fuel tank)	yes
Freshwater tank (litre)	polyethylene 295 L.



Level indicator (freshwater)	yes
Blackwater tank extraction	deck extraction + uw line
Wheel steering	cable steering Jefa
Emergency tiller	yes
More info on hull	6 hull windows (3 each side), GRP hull, isophthalic gelcoat. colour Signal White (RAL 9003), 1st layer vinylester resin and balsa sandwich laminate
Extra info	L-keel, cast iron, GRP rudder with sea-water resistant aluminium shaft and self aligning bearings
Extra info	Twin wheel steering system with emergency tiller
Extra info	GRP deck with antislip surface, isophthalic gelcoat, colour: Signal White (RAL 9003), 1st layer vinylester resin with balsa sandwich core. Cockpit locker on port, stern locker on port and stb, anchor locker at bow. Cockpit bottom, gelcoat colour: Signal White (RAL 9003)

ACCOMMODATION

Cabins	3
Berths	8
Layout	Master cabin with double V-berth, hanging locker and shelves, Saloon with L-galley, dining area on stb and sofa with sliding chart table on port side - separate head on port with "Dehler Uni Door System" access to the shower. Aft cabin with double berth, locker and storage on stb, large storage space on port with entrance from head, 2-burner gas stove, waste bin, 12 V fridge approx. 130 l, double stainless steel sink with mixing tap. Interior furniture in high quality marine plywood, satin varnish. Dehler companionway closing system. Saloon table, folding with stowage. Worktop in galley; White
Floor	woodprint "Australian Acacia"
Open cockpit	yes
Saloon	yes
Headroom saloon (m)	approx. 1,92 M.
Heating	diesel ducted hot air Eberspächer
Chart table	yes



Aft Cabin	2 x
Sliding door to cockpit	System Dehler
Galley	yes
Countertop	corian
Sink	stainless steel 2 x
Cooker	calor gas Eno
Oven	Eno
Fridge	Isotherm 130 L.
Freezer	in fridge
Hot water system	220V + engine + boiler 20 L.
Water pressure system	electrical
Owners cabin	v-bed
Bed length (m)	approx. 2,00 M.
Wardrobe	hanging and shelves
Bathroom	separate
Toilet	shared
Toilet system	Jabsco
Wash basin	in the bathroom
Guest cabin 1	double bed
Bed length (m)	approx. 2,00 M.
Wardrobe	yes
Guest cabin 2	double bed
Bed length (m)	approx. 2,00 M.
Wardrobe	hanging and drawers

MACHINERY

No of engines	1
Make	Volvo Penta
Type	D2-40
HP	38
kW	27.93



Fuel	diesel
Engine hours	427
Engine cooling system	freshwater heat exchanger
Drive	sail-drive
Saildrive seal	yes
Engine controls	Special low friction
Gearbox	mechanical
Exhaust	watercooled
Propeller type	folding
Propeller blades	2
Manual bilge pump	yes
Electric bilge pump	yes
Bilge alarm	yes
Electrical installation	12v / 230v
Start battery	1 x Varta 90 Ah
Service battery	2 x AGM 160 Ah
Battery monitor	at dashboard
Battery charger	Mastervolt Chargemaster 12 / 35-3
Shorepower	with cable

NAVIGATION

Compass	2 x plastimo
Electric compass	In plotter
Depth sounder	Raymarine i70
Log	Raymarine i70
Windset	Raymarine i70
Repeater	Raymarine i70
VHF	Raymarine RAY 260
Autopilot	B&G
Plotter	Raymarine Hybride Touch E-Series
Electronic chart(s)	yes



AIS transceiver
Navigation lights

Weatherdock
Led

EQUIPMENT

Sprayhood with grab rail	yes
Cockpit table	yes
Bathing platform	yes
Boarding ladder	stainless steel
Deck shower	yes
Anchor	Delta
Anchor chain	yes
Windlass	electrical Genius
Sea railing	wire
Pushpit	yes
Pulpit	yes
Fenders	6x
Mooring lines	4x
Radio	Fusion
iPod connection	yes
Speakers in salon	yes
Clock - barometer	yes
Fire extinguisher	yes

RIGGING

Rigging	fractional
Standing rigging	wire
Brand mast	Seldén
Material mast	aluminium
Spreaders	2 x
Keel stepped mast	yes
Mainsail cover	Dehler maindrop system



Battcars	yes
Fully battened mainsail	2019, Halver Sails, Quantum
Jib	2020, Halver Sails
Genoa furler	Harken
Gennaker	Origineel door Dehler geleverd.
Reefing System	yes
Boomvang	gasspring Selden
Primary sheet winch	2 x lewmar 45 Race
Secondary sheet winch	2 x Lewmar 45 Race
Halyard winches	2 x Lewmar 40 Race
Extra info	German mainsheet system with adjustable traveller



DEHLER 38




DEHLER 38



DEHLER 38



DEHLER 38



DEHLER 38



DEHLER 38



DEHLER 38







DEHLER 38



DEHLER 38



DEHLER 38





DEHLER 38




DEHLER 38









DEHLER 38



