



DE VALK  
YACHT BROKERS



## LINSEN GRAND STURDY 430 AC TWIN



DE VALK  
YACHT BROKERS

# LINSSSEN GRAND STURDY 430 AC TWIN

## BROKER'S COMMENTS

Linssen Grand Sturdy 430 AC twin "Linssy" build at Linssen Yachts in 2000, design category: B. Layout with two cabins, two toilets and shower. Furthermore equipped with two Volvo Penta diesel engines, bowthruster, Onan generator and Eberspacher central heating. Come over to our covered sales marina in Sneek to view this Linssen Grand Sturdy!

*Arne Doodeman*

## SPECIFICATIONS

<b>Dimensions</b>	13.10 x 4.35 x 1.20 (m)	<b>Builder</b>	Linssen Yachts
<b>Built</b>	2000	<b>Cabins</b>	2
<b>Material</b>	Steel	<b>Berths</b>	6
<b>Engine(s)</b>	2 x Volvo Penta TAM41H-B diesel	<b>Hp/Kw</b>	2 x 145.00 (hp), 106.58 (kw)
<b>Asking price</b>	sold (VAT )	<b>Lying</b>	at sales office

## CONTACT

<b>Sales office</b>	De Valk Sneek	<b>Telephone</b>	+31 (0)515 42 80 30
<b>Address</b>	Zwolsmanweg 7 8606 KC Sneek NL	<b>E-mail</b>	sneek@devalk.nl

## DISCLAIMER

These particulars are given in good faith as supplied but cannot be guaranteed.



# LINSSEN GRAND STURDY 430 AC TWIN

## GENERAL

Model	LINSSEN GRAND STURDY 430 AC TWIN
Type	motor yacht
LOA (m)	13,10
LWL (m)	10,93
Beam (m)	4,35
Draft (m)	1,20
Air draft (m)	2,97
Year built	2000
Builder	Linssen Yachts
Country	The Netherlands
Displacement (t)	19
CE norm	B
Hull material	steel
Hull colour	blue 2015 new painted
Hull thickness (mm)	Ship's bottom 6/5 mm hull skin 4 mm
Hull shape	multi hard chine
Keel type	long keel
Superstructure material	steel
Superstructure (mm)	4 mm
Rubbing strake	fender rope
Deck material	steel
Deck finish	teak
Superstructure deck finish	non-skid paint
Window frame	aluminium
Window material	glass Front windows in the saloon double glazed
Deckhatch	yes
Portholes	aluminium Gebo
Mast can be lowered	manual Aluminium
Fuel tank (litre)	steel 2 x 580 ltr total: 1160 ltr
Freshwater tank (litre)	2 x 220 ltr total: 440ltr



# LINSSEN GRAND STURDY 430 AC TWIN

<b>Blackwater tank (litre)</b>	polyethylene 220 ltr
<b>Blackwater tank extraction</b>	deck extraction + pump New pump (2021)
<b>Greywater tank (litre)</b>	polyethylene 220 ltr
<b>Wheel steering</b>	hydraulic
<b>Inside helm position</b>	yes
<b>Outside helm position</b>	hydraulic

## ACCOMMODATION

<b>Cabins</b>	2
<b>Berths</b>	6
<b>Interior</b>	cherry
<b>Floor</b>	teak and holly
<b>Aft deck</b>	yes
<b>Saloon</b>	yes
<b>Heating</b>	central heating Eberspacher D10W
<b>Air-conditioning</b>	Needs service, not used by her current owner.
<b>Dinette</b>	yes
<b>Dinette to convert into berth</b>	yes
<b>Opening door to aft deck</b>	yes
<b>Galley</b>	yes
<b>Countertop</b>	yes
<b>Sink</b>	stainless steel Double
<b>Cooker</b>	calor gas Princess 2 burner
<b>Microwave</b>	Panasonic
<b>Fridge</b>	Coolmatic 110L with freezing compartment and Engel fridge
<b>Hot water system</b>	220V + engine Albion 50 ltr boiler
<b>Water pressure system</b>	electrical
<b>Owners cabin</b>	French bed
<b>Wardrobe</b>	hanging and shelves
<b>Toilet</b>	en suite
<b>Toilet system</b>	electric



# LINSSEN GRAND STURDY 430 AC TWIN

Wash basin	at the toilet
Shower	en suite
Guest cabin 1	bunk bed
Wardrobe	hanging and shelves
Toilet	en suite Jabsco
Toilet system	electric
Wash basin	at the toilet
Washing machine/dryer combi	Eumenia EU 475

## MACHINERY

No of engines	2
Make	Volvo Penta
Type	TAMD41H-B
HP	145
kW	106,58
Fuel	diesel
Engine hours	2790
Engine cooling system	freshwater heat exchanger
Engine controls	bowden cable Morse
Gearbox	hydraulic ZF Hurth marine HSW 450 H2
Bowthruster	electric
Exhaust	watercooled
Thrust bearing	yes
Propeller type	fixed
Propeller shaft material	stainless steel
Shaft lubrication	water
Electric bilge pump	yes
Generator	Onan 9MDKAL-1144 9kVA
Running hours generator	550 hrs (24-03-2022)
Batteries	yes
Battery monitor	Mastervolt BTM-III



# LINSSEN GRAND STURDY 430 AC TWIN

Battery charger	Mastervolt Charge master 12/70-3
Inverter	Mastervolt Mass 12/1200
Shorepower	with cable
Insulation transformer	2 x Philippi TTR 3600 Trenntrafo mit ESB
Extra info	2 x double Separ fuel filter

## NAVIGATION

Electric compass	Raytheon ST60
Depth sounder/log	Raytheon ST60 tridata
Windset	Raytheon ST60
Fish finder	Apelco fishfinder Plotter 560, screen is damaged
VHF	Sailor C4901
Autopilot	Raytheon ST7000+
Rudder angle indicator	Raytheon ST60
Radar	Raymarine R80 Radar, not is function. not used by current owner
GPS	Raytheon NAV 398 GPS/loran
Weather receiver	Radiotelex wheaterman
Navigation lights	yes
Loudhailer	Raytheon Ray 430 loudhaler

## EQUIPMENT

Sprayhood	(2019)
Bimini	(2019)
Cockpit cushions	(2019)
Bathing platform	yes
Boarding ladder	stainless steel
Deck shower	yes
Anchor	yes
Anchor chain	yes
Windlass	electrical Lewmar
Windlass aft	manual Vetus windlass, chain and anchor



# LINSSEN GRAND STURDY 430 AC TWIN

Deck wash	yes
Davits	stainless steel Whittall
Davits controls	manual
Sea railing	stainless steel
Grab rail (superstructure)	stainless steel
Railing side opening gates	yes
Wiper	5 x
Horn	yes
Fenders	yes
Mooring lines	yes
Radio-cd player	Philips radio/cassette/cd
Clock - barometer	Barometer and hygrometer
Extinguisher in engine room	yes



# LINSSEN GRAND STURDY 430 AC TWIN





# LINSSEN GRAND STURDY 430 AC TWIN



# LINSSEN GRAND STURDY 430 AC TWIN




# LINSSEN GRAND STURDY 430 AC TWIN





# LINSSEN GRAND STURDY 430 AC TWIN




# LINSSEN GRAND STURDY 430 AC TWIN






# LINSSEN GRAND STURDY 430 AC TWIN



# LINSSEN GRAND STURDY 430 AC TWIN





# LINSSEN GRAND STURDY 430 AC TWIN





# LINSSEN GRAND STURDY 430 AC TWIN





# LINSSEN GRAND STURDY 430 AC TWIN








# LINSSEN GRAND STURDY 430 AC TWIN



# LINSSEN GRAND STURDY 430 AC TWIN



# LINSSEN GRAND STURDY 430 AC TWIN





# LINSSEN GRAND STURDY 430 AC TWIN

