



ETAP 35I



DE VALK
YACHT BROKERS

BROKER'S COMMENTS

The very practical Etap 35i, unsinkable, safe and reliable and fast if you want her to be. Practical with a 2 cabin layout, well equipped galley and bathroom with shower. Etap Yachting had the experience and used it with the design of this 35i model. The Etap hull is unsinkable and added bonus; well insulated for temperature and noise. Safe and reliable to handle with her sporty but predictable rigging and deck layout. The wingkeel is for added sailing characteristics as well as a moderate draft. The current owner renewed a lot of her equipment (like new sails, bow thruster, heating etc etc).

Nick Lanting

SPECIFICATIONS

Dimensions	10.62 x 3.51 x 1.55 (m)	Builder	Etap Yachting
Built	1997	Cabins	2
Material	GRP	Berths	6
Engine(s)	1 x Volvo Penta MD2030 diesel	Hp/Kw	29.00 (hp), 21.32 (kw)
Asking price	sold (VAT)	Lying	contact Sint Annaland

CONTACT

Sales office	De Valk Sint Annaland B.V.	Telephone	+31 (0)166 601 000
Address	Koelhuisweg 4 4697 RM Sint Annaland NL	E-mail	sintannaland@devalk.nl

DISCLAIMER

These particulars are given in good faith as supplied but cannot be guaranteed.



GENERAL

Model	ETAP 35I
Type	sailing yacht
LOA (m)	10,62
LWL (m)	8,70
Beam (m)	3,51
Draft (m)	1,55
Air draft (m)	16,00
Headroom (m)	1,90
Year built	1997
Builder	Etap Yachting
Country	Belgium
Designer	Ph Harlé & A. Mortain
Displacement (t)	5
Ballast (tonnes)	1,6
CE norm	NA
Hull material	GRP
Hull colour	white
Hull shape	round-bilged
Keel type	wing keel
Superstructure material	GRP
Rubbing strake	
Deck material	GRP
Deck finish	non-skid paint
Cockpit deck finish	teak
Dorades	2 x
Window material	polycarbonate
Deckhatch	yes
Portholes	aluminium
Insulation	foam
Fuel tank (litre)	stainless steel 105



Freshwater tank (litre)	polyethylene 2 x 140
Wheel steering	cable steering Lewmar
Emergency tiller	yes
Extra info	stainles bowstrip most of the glass in portholes and windows renewed
Extra info	Foam-core hull and deck for full insulation and added bonus, Etap's are unsinkable.
Extra info	(steering wheel brake defect)

ACCOMMODATION

Cabins	2
Berths	6
Interior	oak
Layout	yes
Floor	wood
Saloon	with two opposite settees and fold-out table
Headroom saloon (m)	1,90-1,85
Heating	diesel ducted hot air Webasto EVO40 (2019)
Chart table	yes
Aft Cabin	yes
Convertible berth	in salon, two settee's function as two berths
Galley	yes
Countertop	corian
Sink	stainless steel 2 x
Cooker	calor gas Eno 3-burner
Oven	calor gas Eno
Fridge	Frigomatic 12v / 65 ltr
Hot water system	220V + engine 26 ltr
Water pressure system	electrical
Owners cabin	double bed (+ bed-flex)
Bed length (m)	2,00 x 1,57
Wardrobe	hanging and shelves



Bathroom	shared
Toilet	shared
Toilet system	manual
Wash basin	in the bathroom
Shower	shared
Guest cabin 1	v-bed
Bed length (m)	1,95 x 1,58
Wardrobe	hanging and shelves
Extra info	With lots of windows and portholes the interior is well ventilated and light.
Extra info	Some of the interior wood trim pieces show wear. Plexi-glass and wooden entrance panels.

MACHINERY

No of engines	1
Make	Volvo Penta
Type	MD2030
HP	29
kW	21,32
Fuel	diesel
Year installed	1997
Maximum speed (kn)	7
Cruising speed (kn)	6
Consumption (l/hr)	3
Engine hours	1320
Engine cooling system	freshwater heat exchanger
Drive	sail-drive
Saildrive seal	new 2019, including shaf-seals
Engine controls	bowden cable
Gearbox	mechanical Volvo Penta 120SD
Bowthruster	electric Maxpower CT80/12v (2019)
Exhaust	watercooled



Propeller type	fixed
Propeller blades	2
Manual bilge pump	yes
Electrical installation	12/220v
Start battery	1 x 74ah
Service battery	1 x 100ah
Bowthruster battery	2 x 110ah (2019)
Battery charger	Mastervolt Chargemaster 12v/25-3 amp (2019)
Diode battery combiners	(2019)
Shorepower	with cable
Extra info	Engine new waterpump and cilinderhead overhaul October 2021

NAVIGATION

Compass	C. Plath
Electric compass	via autopilot
Depth sounder/log	Autohelm ST50 Tridata
Forw. looking depth sounder	Echolot Sonar
Windset	Autohelm ST50
VHF	+ extra handset Icom M505
Autopilot	+ S100 remote control Raymarine ST4000+
GPS	Garmin 120 XL
Plotter	+ Garmin 5008 plotter inside Raymarine ES7 Hybrid Touch (2019)
Electronic chart(s)	NL-UK-IRE (2019)
AIS receiver	with antenna splitter Easy-AIS type A (2019)
EPIRB	Ocean Signal Epirb-1 (2015)
Navigation lights	yes

EQUIPMENT

Sprayhood	yes
------------------	-----




Bathing platform	yes
Boarding ladder	stainless steel
Deck shower	yes
Anchor	CQR Plough
Anchor chain	Approx. 30 mtr (2019)
Windlass	electrical Plastimo 1500watt (2019) + remote
Capstan	on windlass
Outboard support	yes
Sea railing	wire
Grab rail (superstructure)	aluminium
Railing side opening gates	2 x (2019)
Pushpit	yes
Pulpit	yes
Life raft	valise (or bag) XM-4
Life raft (pers)	4
Last life raft survey	valid till 07-2023
Lifebuoy	(2019)
Safety lines on deck	2 x
Radar reflector	Firdell
Fenders	yes
Mooring lines	yes
Radio-cd player	Kenwood (+ usb/mp3)
Cockpit speakers	yes
Speakers in salon	yes
Clock - barometer	(not included in inventory)
Fire extinguisher	yes
Latest extinguisher survey	yes
Extra info	Big refit in 2019-2020 with new sails, heating, bowthruster, electronics, etc (over 30.000 spent)
Extra info	Cover for wheel pedestal

RIGGING




Rigging	7/8 sloop
Standing rigging	wire (1997)
Brand mast	Seldén
Material mast	aluminium
Mainsail cover	Lazy Bag & Lazy Jacks (2020)
Fully battened mainsail	Technique Voiles 29m2 (2020)
Genoa	Technique Voiles 29m2 (2020)
Genoa furler	Furlex 204S (2020)
Genoa cover	(2017)
A-symmetric spi	yes (small size)
Reefing System	quick-one-line-reefing
Backstay adjuster	tackle
Boomvang	gasspring Selden Rodkicker
Genoa sheetwinches	2 x ST40 Lewmar
Halyard winches	2 x ST30 Lewmar
Extra info	all halyards lead aft into cockpit for easy and safe handling

































ETAP 35I

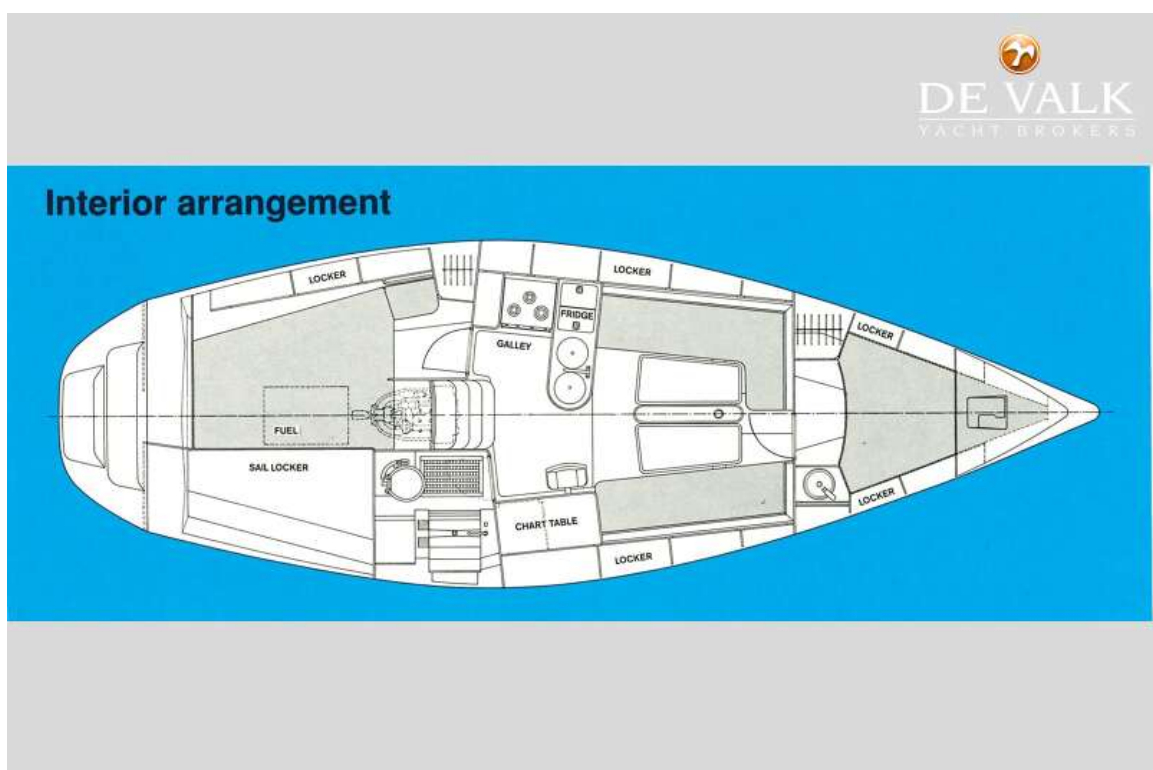












Deck arrangement

