



SEALINE F42/5

BROKER'S COMMENTS

WOW, That was my first reaction when I laid eyes on this Sealine F42/5 from the original owner. Maintained to a very high standard with a fully documented service history. Galley up layout with three sleeping cabins and two en suites and a pull out settee berth as well so she can sleep seven in comfort! Typical Sealine features such as lots of storage space, rotatable flybridge helm bench, S.E.C.S. and much more. Twin 370 hp Volvo Penta engines provide economical performance. This Sealine F42/5 is available for viewing on appointment near our office in Sint Annaland. Please contact us now!

Nick Lanting

SPECIFICATIONS

Dimensions	12.90 x 4.21 x 0.99 (m)	Builder	Sealine International
Built	2004	Cabins	3
Material	GRP	Berths	7
Engine(s)	2 x Volvo Penta TAMD63P diesel	Hp/Kw	2 x 370.00 (hp), 272.32 (kw)
Asking price	sold (VAT)	Lying	elsewhere / Not at sales office

CONTACT

Sales office	De Valk Sint Annaland B.V.	Telephone	+31 (0)166 601 000
Address	Koelhuisweg 4 4697 RM Sint Annaland NL	E-mail	sintannaland@devalk.nl

DISCLAIMER

These particulars are given in good faith as supplied but cannot be guaranteed.



GENERAL

Model	SEALINE F42/5
Type	motor yacht
LOA (m)	12,90
LWL (m)	10,81
Beam (m)	4,21
Draft (m)	0,99
Air draft (m)	4,75
Headroom (m)	1,94
Year built	2004
Builder	Sealine International
Country	United Kingdom
Displacement (t)	11,8
CE norm	B
Hull material	GRP
Hull colour	white
Hull shape	deep-V
Superstructure material	GRP
Rubbing strake	rubber
Deck material	GRP
Deck finish	non-skid moulded in
Superstructure deck finish	non-skid moulded in
Cockpit deck finish	teak
Window frame	aluminium
Window material	glass
Deckhatch	1 x
Portholes	stainless steel
Flybridge	with teak floor
Flybridge cover	yes
Flybridge suncover	bimini top with s/s frame
Radar arch	non collapsible



Fuel tank (litre)	2 x 705
Level indicator (fuel tank)	yes
Freshwater tank (litre)	630
Level indicator (freshwater)	yes
Blackwater tank (litre)	209
Level indicator (blackwater)	Single LED
Blackwater tank extraction	deck extraction + pump Pump not working
Wheel steering	hydraulic
Flybridge helm position	hydraulic
Emergency tiller	yes
Extra info	helm bench on flybridge can be rotated 90 degrees

ACCOMMODATION

Cabins	3
Berths	7
Interior	cherry
Floor	carpet Teak/holly at galley
Open cockpit	S.E.C.S. - Sealine Extendable Cockpit System (electric)
Saloon	yes
Headroom saloon (m)	1,94
Heating	diesel ducted hot air Eberspächer
Convertible berth	Pull out bed in saloon
Sliding door to cockpit	yes
Galley	In saloon
Countertop	corian
Sink	stainless steel
Cooker	calor gas Techimpex 2-burner
Microwave/oven combi	Sharp
Fridge	salon, galley and cockpit 3 x
Hot water system	220V + engine
Water pressure system	electrical



Owners cabin	French bed Forward
Bed length (m)	2,00 x 1,50
Wardrobe	hanging/drawers/shelves
Bathroom	en suite Headroom 1,83 m
Toilet	en suite
Toilet system	electric Jabsco (2021)
Wash basin	in the bathroom
Shower	separate Headroom 1,90 m
Extra info	Headroom 1,94 m
Guest cabin 1	twin single Starboard
Bed length (m)	1,96 x 0,65 (2x) or 1,95 x 1,60 with infill cushion
Wardrobe	hanging/drawers/shelves
Bathroom	en suite Headroom 1,99 m
Toilet	en suite
Toilet system	electric Jabsco (2021)
Wash basin	in the bathroom
Shower	en suite
Extra info	Headroom 2,03 m
Guest cabin 2	bunk bed Port
Bed length (m)	1,80 x 0,60 (1 x)
Wardrobe	shelves
Extra info	Headroom 1,85 m
Wet bar	in cockpit with sink & fridge

MACHINERY

No of engines	2
Make	Volvo Penta
Type	TAMD63P
HP	370
kW	272,32
Fuel	diesel



Year installed	2004
Engine hours	2140
Engine cooling system	freshwater heat exchanger
Drive	shaft
Shaft seal	yes
Engine controls	electrical Volvo Penta EC
Gearbox	hydraulic
Bowthruster	electric
Exhaust	watercooled
Propeller type	fixed
Propeller shaft material	stainless steel
Shaft lubrication	water
Manual bilge pump	yes
Electric bilge pump	yes
Bilge alarm	yes
Electrical installation	12 V & 220 V
Batteries	yes
Start battery	1 x 165 Ah + 1 x 100 Ah for port engine
Service battery	2 x 165 Ah for starboard engine and domestic
Battery monitor	yes
Battery charger	Phase Three 40A, three outputs
Inverter	Mastervolt
Diode battery combiners	yes
Shorepower	with cable
Trimtabs	EITrim
Extra info	Batteries are from 2016
Extra info	Zinc-Saver electronic anode system
Extra info	Engine hour meters flybridge not always working

NAVIGATION

Compass	Ritchie
----------------	---------



Compass on flybridge	Ritchie
Depth sounder/log	Raymarine ST60 TriData
Repeater	Raymarine ST60 TriData& Raymarine RL70C
VHF	Raymarine Ray VHF, 2nd horn on flybridge
Rudder angle indicator	yes
Radar	Raymarine
GPS	Raymarine
Plotter	Raymarine RC530
Electronic chart(s)	1 x (Benelux)
Navigation lights	yes
Searchlight	On flybridge, remote controlled

EQUIPMENT

Cockpit cover	Stows in flybridge overhang
Cockpit cushions	yes
Cockpit table	Stows in flybridge overhang
Bathing platform	with teak and collapsible tender support struts
Boarding ladder	stainless steel
Transom door	yes
Deck shower	yes
Anchor	Delta
Anchor chain	Galvanized
Windlass	electrical Simpson Lawrence
Capstan	On windlass
Dinghy	inflatable
Outboard	Suzuki 6 hp four stroke
Outboard support	on ladder in lazarette
Sea railing	stainless steel
Grab rail (superstructure)	stainless steel
Pulpit	yes
Lifejackets	yes



Lifebuoy	yes
Wiper	2 x
Window ventilator	Cold air
Horn	electric
Fenders	yes
Mooring lines	yes
TV	Philips 51 cm in saloon
Radio-cd player	Blaupunkt
DVD player	Sony
Cockpit speakers	2 x Blaupunkt on flybridge
Speakers in salon	2 x Blaupunkt
Clock - barometer	yes
Fire extinguisher	yes
Latest extinguisher survey	Unknown
Extinguisher in engine room	yes
Auto extinguisher system	Seafire



SEALINE F42/5



SEALINE F42/5



SEALINE F42/5



SEALINE F42/5



SEALINE F42/5



SEALINE F42/5



SEALINE F42/5



SEALINE F42/5




SEALINE F42/5




SEALINE F42/5



SEALINE F42/5





SEALINE F42/5





SEALINE F42/5





SEALINE F42/5





SEALINE F42/5



SEALINE F42/5





SEALINE F42/5



