



LUXE MOTOR 14.95

LUXE MOTOR 14.95

BROKER'S COMMENTS

The line of the Luxe Motor will receive many times a look of appreciation. sold by her first and only owner that has lived on board since new. Maintained in a high standard and ready to go. Double glazed windows and a good insulation plus hot water heating make her ideal for live aboard. Her beautiful lines are a guarantee for smooth sailing. Her 125 Hp main engine and hydraulic bow thruster make maneuvering easy. "CHACELOT" can be inspected in our salesmarina in Sneek.

Pieter Bosma

SPECIFICATIONS

Dimensions	14.95 x 4.36 x 0.95 (m)	Builder	Heijmans Stavoren & Admiraal betimmering
Built	2009	Cabins	2
Material	Steel	Berths	4
Engine(s)	1 x Iveco NEF 150 diesel	Hp/Kw	125.00 (hp), 91.88 (kw)
Asking price	sold (VAT)	Lying	at sales office

CONTACT

Sales office	De Valk Sneek	Telephone	+31 (0)515 42 80 30
Address	Zwolsmanweg 7 8606 KC Sneek NL	E-mail	sneek@devalk.nl

DISCLAIMER

These particulars are given in good faith as supplied but cannot be guaranteed.



LUXE MOTOR 14.95

GENERAL

Model	LUXE MOTOR 14.95
Type	motor yacht
LOA (m)	14,95
LWL (m)	13,60
Beam (m)	4,36
Draft (m)	0,95
Air draft (m)	2,95
Headroom (m)	2,00
Year built	2009
Builder	Heijmans Stavoren & Admiraal betimmering
Country	The Netherlands
Designer	Gaastmeer Yacht Design
Displacement (t)	38
Ballast (tonnes)	lead Trim ballast
CE norm	C
Hull material	steel
Hull colour	green
Hull thickness (mm)	10 and 5 mm
Hull shape	round-bilged
Keel type	long keel
Superstructure material	steel
Superstructure (mm)	4 mm
Deck plate thickness (mm)	5 mm
Rubbing strake	steel
Deck material	steel
Deck finish	non-skid paint
Superstructure deck finish	paint
Antifouling (year)	2019
Window frame	wood In stainless steel framing
Window material	double glazing



LUXE MOTOR 14.95

Deckhatch	yes
Portholes	aluminium Double glassed Hora
Insulation	glasswool 6 cm
Mast can be lowered	hydraulic
Fuel tank (litre)	steel 1700
Level indicator (fuel tank)	Glass
Fuel daytank (litre)	steel
Level indicator (daytank)	Glass
Freshwater tank (litre)	steel 2500 (cemented)
Level indicator (freshwater)	Wema
Blackwater tank (litre)	stainless steel 700
Level indicator (blackwater)	Wema
Blackwater tank extraction	deck extraction + pump
Wheel steering	powersteer
Inside helm position	yes
Emergency tiller	yes
More info on paintwork	repainted 2019 Hempel 2 component

ACCOMMODATION

Cabins	2
Berths	4
Interior	teak Oak floor
Floor	wood
Open cockpit	yes
Deck saloon	yes
Heating	central heating Kabola HR400 14 kW
Heating 2	stove diesel Rietpol 2542 MK
Chart table	yes
Dining room	yes
Opening door to cockpit	yes
Galley	yes



LUXE MOTOR 14.95

Countertop	granite
Sink	stainless steel
Cooker	calor gas Gas under Glass ORANIER
Extractor	yes
Microwave/oven combi	Etna
Fridge	with Freezing compartment Indel 130 liter
Hot water system	on central heating
Water pressure system	electrical
Dishwasher	Bosch
Owners cabin	French bed
Bed length (m)	2,00
Wardrobe	hanging and shelves
Bathroom	separate
Toilet	shared
Toilet system	Geberit (as at home)
Wash basin	in the bathroom
Shower	shared
Guest cabin 1	twin single
Bed length (m)	2,00
Wardrobe	shelves
Wash basin	in the cabin
Extra info	2x butterfly hatch
Washing machine	Etna EWM245 KWIT
Extra info	mirror heating in bathroom
Extra info	all LED lightning

MACHINERY

No of engines	1
Make	Iveco
Type	NEF 150
HP	125



LUXE MOTOR 14.95

kW	91,88
Fuel	diesel
Year installed	2008
Maximum speed (kn)	8,5
Cruising speed (kn)	6
Consumption (l/hr)	5
Engine hours	1225
Engine cooling system	closed keelcooling
Drive	shaft
Shaft seal	yes
Engine controls	bowden cable
Gearbox	hydraulic Newage
Bowthruster	hydraulic 25 Hp
Exhaust	dry
Propeller type	fixed
Propeller blades	4
Propeller shaft material	steel
Shaft lubrication	grease With automatic lubrication
Electric bilge pump	2x
Electrical installation	24/220V
Generator	silent separator Kohler 6 Kw
Running hours generator	1175
Batteries	yes
Start battery	2x 120 Ah Gel (2018)
Service battery	4x 165 Ah Gel (2015)
Generator battery	85 Ah (2018)
Battery monitor	Mastervolt Charger Control
Inverter	Mastervolt 24-12
Battery charger/inverter	Mastervolt 24/2000/60
Solar panel	2x 250W with Victron Mppt 70-15 controller
Diode battery combiners	Victron
Shorepower	with cable



Insulation transformer	Mastervolt GI 3.5
Extra info	65 CC hydropump on PTO
Extra info	professional engine room isolation

NAVIGATION

Electric compass	Simrad IS15
Depth sounder	Simrad IS15
Log	Simrad IS15
VHF	Simrad RD68
Autopilot	Simrad AP25
Rudder angle indicator	Simrad IS15
Plotter/GPS	screen shows a little airbubble on the sides, system working fine Simrad CX44
Navigation lights	yes

EQUIPMENT

Window cover	yes
Anchor	Pool 75 Kg
Anchor chain	in stainless steel box 40 meters
Windlass	hydraulic
Deck wash	yes
Deck crane	hydraulic
Sea railing	steel
Grab rail (superstructure)	steel
Wiper	3x
Horn	air pressure
Fenders	yes
Mooring lines	yes
TV	OK and Sony Bravia
TV receiver	Digitenne
Radio	Philips



LUXE MOTOR 14.95

Fire extinguisher	yes
Extinguisher in engine room	yes
Extra info	anchor chain flusch system



LUXE MOTOR 14.95



LUXE MOTOR 14.95



LUXE MOTOR 14.95



LUXE MOTOR 14.95



LUXE MOTOR 14.95



LUXE MOTOR 14.95



LUXE MOTOR 14.95



LUXE MOTOR 14.95







LUXE MOTOR 14.95



LUXE MOTOR 14.95




LUXE MOTOR 14.95



LUXE MOTOR 14.95






LUXE MOTOR 14.95




LUXE MOTOR 14.95









LUXE MOTOR 14.95

