



DE VALK
YACHT BROKERS



LINSSEN GRAND STURDY 410 AC TWIN



DE VALK
YACHT BROKERS

BROKERAGE | CHARTER | BERTHS | FINANCE | INSURANCE | YACHT MANAGEMENT

LINSSEN GRAND STURDY 410 AC TWIN

BROKER'S COMMENTS

Linssen Grand Sturdy 410 TWIN "Isolde", build in 2003 by Linssen Yachts in Maasbracht. This motor yacht was mostly stored in the same boathouse and shipyard maintained. Two cabins with private bathroom, double glazed windows and central heating, recent navigation equipment. "Isolde" can be viewing in our covered sales marina in Sneek.

Arne Doodeman

SPECIFICATIONS

Dimensions	12.55 x 4.17 x 1.24 (m)	Builder	Linssen Yachts
Built	2003	Cabins	2
Material	Steel	Berths	6
Engine(s)	2 x Volvo Penta TAMD-31S diesel	Hp/Kw	2 x 100.00 (hp), 73.50 (kw)
Asking price	sold (VAT)	Lying	at sales office

CONTACT

Sales office	De Valk Sneek	Telephone	+31 (0)515 42 80 30
Address	Zwolsmanweg 7 8606 KC Sneek NL	E-mail	sneek@devalk.nl

DISCLAIMER

These particulars are given in good faith as supplied but cannot be guaranteed.



LINSSEN GRAND STURDY 410 AC TWIN

GENERAL

Model	LINSSEN GRAND STURDY 410 AC TWIN
Type	motor yacht
LOA (m)	12,55
Beam (m)	4,17
Draft (m)	1,24
Air draft (m)	2,91
Year built	2003
Builder	Linssen Yachts
Country	The Netherlands
Displacement (t)	19
CE norm	B
Hull material	steel
Hull colour	black
Hull shape	multi hard chine
Keel type	long keel
Superstructure material	steel
Rubbing strake	fender rope
Deck material	steel
Deck finish	teak
Superstructure deck finish	teak
Window frame	aluminium
Window material	double glazing
Deckhatch	yes
Portholes	aluminium
Mast can be lowered	electric Mast
Fuel tank (litre)	steel 1160L (2x 580L)
Level indicator (fuel tank)	VDO
Freshwater tank (litre)	440L (2x220L)
Level indicator (freshwater)	VDO
Blackwater tank (litre)	polyethylene 220L



LINSSEN GRAND STURDY 410 AC TWIN

Level indicator (blackwater)	VDO
Wheel steering	hydraulic
Inside helm position	yes
Outside helm position	hydraulic

ACCOMMODATION

Cabins	2
Berths	6
Floor	wood
Aft deck	yes
Saloon	yes
Heating	central heating Eberspacher
Dinette	yes
Dinette to convert into berth	yes
Opening door to aft deck	yes
Galley	yes
Countertop	corian
Sink	stainless steel
Cooker	calor gas Eno 3 burner
Oven	Eno
Fridge	Coolmatic 110
Hot water system	Isothemp boiler
Water pressure system	electrical
Owners cabin	French bed
Wardrobe	hanging/drawers/shelves
Toilet	en suite
Toilet system	electric
Wash basin	
Shower	en suite
Guest cabin 1	bunk bed
Wardrobe	drawers and shelves



LINSSEN GRAND STURDY 410 AC TWIN

Toilet	en suite
Toilet system	electric
Wash basin	at the toilet

MACHINERY

No of engines	2
Make	Volvo Penta
Type	TAMD-31S
HP	100
kW	73,50
Fuel	diesel
Year installed	2003
Engine hours	2495
Engine cooling system	freshwater heat exchanger
Drive	shaft
Engine controls	bowden cable Morse
Gearbox	hydraulic ZF Hurth HSW450H2
Bowthruster	electric
Sternthruster	electric
Exhaust	watercooled
Thrust bearing	Phyton
Propeller type	fixed
Propeller blades	4 bladed
Propeller shaft material	stainless steel
Shaft lubrication	water
Electric bilge pump	yes
Batteries	yes
Battery monitor	Victron BMV702
Battery charger	Victron Phoenix 12/50, Mastervolt Mass 12/60
Inverter	Mastervolt Mass Sine 12/1200
Shorepower	with cable



NAVIGATION

Depth sounder/log	Raymarine (2019)
Windset	Raymarine (2019)
VHF	Icom IC-M423G
Autopilot	Raymarine (2019)
Rudder angle indicator	At the Autopilot
Radar	Raymarine Quantum (2019)
Radar/GPS/plotter	Raymarine (2019)
AIS receiver	In the Raymarine system (2019)
Navigation lights	yes
Searchlight	yes

EQUIPMENT

Sprayhood	yes
Bimini	yes
Bathing platform	yes
Boarding ladder	stainless steel
Bow ladder	Stainless steel
Anchor	yes
Anchor chain	yes
Windlass	electrical Vetus Alex III
Davits	stainless steel
Davits controls	manual
Sea railing	stainless steel
Grab rail (superstructure)	stainless steel
Railing side opening gates	yes
Wiper	4 x
Horn	yes
Fenders	yes
Mooring lines	yes
TV	Sony



LINSSEN GRAND STURDY 410 AC TWIN

Radio-cd player

Pioneer

Fire extinguisher

yes

Extinguisher in engine room

yes



LINSSEN GRAND STURDY 410 AC TWIN



LINSSEN GRAND STURDY 410 AC TWIN



LINSSEN GRAND STURDY 410 AC TWIN



LINSSEN GRAND STURDY 410 AC TWIN



LINSSEN GRAND STURDY 410 AC TWIN



LINSSEN GRAND STURDY 410 AC TWIN



LINSSEN GRAND STURDY 410 AC TWIN




LINSSEN GRAND STURDY 410 AC TWIN



LINSSEN GRAND STURDY 410 AC TWIN




LINSSEN GRAND STURDY 410 AC TWIN



LINSSEN GRAND STURDY 410 AC TWIN





LINSSEN GRAND STURDY 410 AC TWIN




LINSSEN GRAND STURDY 410 AC TWIN



LINSSEN GRAND STURDY 410 AC TWIN



LINSSEN GRAND STURDY 410 AC TWIN



LINSSEN GRAND STURDY 410 AC TWIN

