



LINSSEN GRAND STURDY 380



LINSSSEN GRAND STURDY 380

BROKER'S COMMENTS

The Linssen Grand Sturdy 380 AC is a flagship of the famous Dutch Linssen Yachts Yard, The "aft cabin" layout provides everything you need, a spacious interior, comfortable and a large owner's cabin aft and a large raised deck. With her beautiful lines and good sailing characteristics, this yacht could be your "first choice".

Ger Bayens

SPECIFICATIONS

Dimensions	11.60 x 3.85 x 1.15 (m)	Builder	Linssen Yachts
Built	2002	Cabins	2
Material	Steel	Berths	4
Engine(s)	1 x Volvo Penta Tamd 31S diesel	Hp/Kw	100.00 (hp), 73.50 (kw)
Asking price	sold (VAT)	Lying	at sales office

CONTACT

Sales office	De Valk Sint Annaland B.V.	Telephone	+31 (0)166 601 000
Address	Koelhuisweg 4 4697 RM Sint Annaland NL	E-mail	sintannaland@devalk.nl

DISCLAIMER

These particulars are given in good faith as supplied but cannot be guaranteed.



LINSSSEN GRAND STURDY 380

GENERAL

Model	LINSSSEN GRAND STURDY 380
Type	motor yacht Motor yacht
LOA (m)	11,60
LWL (m)	9,55
Beam (m)	3,85
Draft (m)	1,15
Air draft (m)	2,90
Headroom (m)	1,95
Year built	2002
Builder	Linssen Yachts
Country	The Netherlands
Designer	Anne Elzinga & Linssen Yachts
Displacement (t)	14
CE norm	B
Hull material	steel
Hull colour	off-white
Hull shape	Hard chine
Superstructure material	Steel
Rubbing strake	Rope
Deck material	Steel
Deck finish	teak
Cockpit deck finish	teak
Window frame	Aluminum
Window material	Toughened glass
Portholes	Aluminum
Mast can be lowered	Manual
Fuel tank (litre)	900 (2x 450)
Level indicator (fuel tank)	yes
Freshwater tank (litre)	Polyethylene 450
Level indicator (freshwater)	yes



Blackwater tank (litre)	Polyethylene 250
Level indicator (blackwater)	not reliable
Blackwater tank extraction	Pump
Wheel steering	Hydraulic Vetus
Outside helm position	Hydraulic
More info on hull	Front windows double glazed
More info on paintwork	re painted in 2011
Extra info	Outside helmseat renewed in 2011. Thermopane front windows.

ACCOMMODATION

Cabins	2
Berths	4
Interior	Teak
Layout	yes
Deck saloon	yes
Saloon	yes
Headroom saloon (m)	1,95
Heating	Central heating Eberspächer
Aft Cabin	yes
Dinette	yes
Dinette to convert into berth	yes
Galley	yes
Sink	Stainless steel
Cooker	Eno 3 burner
Oven	yes
Gas alarm	yes
Microwave	Siemens ino wave combi
Fridge	with freezer compartment Coolmatic
Hot water system	220v + engine Isotherm
Water pressure system	electrical
Crockery	yes



LINSSEN GRAND STURDY 380

Owners cabin	double bed
Bed length (m)	2
Bathroom	en suite
Toilet	En suite
Toilet system	Electric
Wash basin	in the bathroom
Shower	En suite
Guest cabin 1	yes
Toilet	En suite
Toilet system	Electric
Wash basin	at the toilet
Washing machine	Sparmeister 802 Combi
Dryer	Sparmeister 802 Combi
Extra info	new mattresses in owner's cabin

MACHINERY

No of engines	1
Make	Volvo Penta
Type	Tamd 31S
HP	100,00
kW	73,50
Fuel	diesel
Year installed	2002
Maximum speed (kn)	7
Cruising speed (kn)	6.50
Consumption (l/hr)	5.00
Range (nm)	yes
Engine hours	2906
Engine cooling system	freshwater heat exchanger
Drive	shaft
Gearbox	Hydraulic



LINSSEN GRAND STURDY 380

Bowthruster	Electric Vetus 80 kgf
Sternthruster	Electric Vetus 75 kgf (2011)
Thrust bearing	Python Drive
Propeller type	Fixed
Propeller blades	4
Propeller shaft material	Stainless steel
Shaft lubrication	Grease
Manual bilge pump	yes
Electric bilge pump	yes
Electrical installation	12v/220v
Generator	wet exhaust Onan 4 kw
Running hours generator	290
Start battery	2x AGM 120ah (2011)
Service battery	3x AGM 120ah (2011)
Windlass battery	1x AGM 120ah (2011)
Battery charger/inverter	Victron MultiCompact 12/70/1600
Shorepower	with cable

NAVIGATION

Electric compass	Raytheon st60
Depth sounder	Raytheon st80 masterview
Log	Raytheon st80 masterview
Repeater	Raytheon
VHF	Skanti leisure
VHF handheld	yes
Plotter	Raytheon RC435i

EQUIPMENT

Sprayhood	yes
Bimini	yes
Cockpit cushions	yes



Cockpit table	yes
Bathing platform	yes
Boarding ladder	stainless steel
Anchor	Delta
Anchor chain	yes
Windlass	manual Vetus
Deck wash	yes
Dinghy	Maxum
Davits	stainless steel
Sea railing	Stainless steel
Grab rail (superstructure)	Stainless steel
Railing side opening gates	yes
Lifebuoy	yes
Safety lines on deck	yes
Wiper	yes
Radar reflector	yes
Fenders	yes
Mooring lines	yes
TV	Grundig Flatscreen
Radio-cd player	yes
Clock - barometer	yes
Fire extinguisher	yes
Extinguisher in engine room	yes
Auto extinguisher system	yes

RIGGING

Material mast	One off
Mast lowering system	yes




LINSSEN GRAND STURDY 380



LINSSEN GRAND STURDY 380



LINSSEN GRAND STURDY 380



LINSSEN GRAND STURDY 380



LINSSEN GRAND STURDY 380



LINSSEN GRAND STURDY 380



LINSSEN GRAND STURDY 380



LINSSEN GRAND STURDY 380



LINSSEN GRAND STURDY 380





LINSSEN GRAND STURDY 380




LINSSEN GRAND STURDY 380




LINSSEN GRAND STURDY 380



LINSSEN GRAND STURDY 380




LINSSEN GRAND STURDY 380



LINSSEN GRAND STURDY 380



LINSSEN GRAND STURDY 380



LINSSEN GRAND STURDY 380




LINSSEN GRAND STURDY 380



LINSSEN GRAND STURDY 380



LINSSEN GRAND STURDY 380



LINSSEN GRAND STURDY 380



