



SEALINE 285

BROKER'S COMMENTS

This spacious motor yacht is the ideal vessel for a week, weekend or a wonderful day on the water. Outside deck you will find a spacious seating area on the aft deck where you can enjoy your cruise. Below deck is a fixed double bed and a spacious seating area.

Mark Hesselmans

SPECIFICATIONS

Dimensions	9.20 x 3.00 x 0.90 (m)	Builder	
Built	1989	Cabins	1
Material	GRP	Berths	4
Engine(s)	2 x Volvo-Penta AD31P diesel	Hp/Kw	2 x 150.00 (hp), 110.40 (kw)
Asking price	sold (VAT)	Lying	contact Loosdrecht

CONTACT

Sales office	De Valk Loosdrecht B.V.	Telephone	+31 (0)35 582 90 30
Address	't Breukeleveense Meentje 6 1231LM Loosdrecht / Wijdmeren NL	E-mail	loosdrecht@devalk.nl

DISCLAIMER

These particulars are given in good faith as supplied but cannot be guaranteed.



GENERAL

Model	SEALINE 285
Type	motor yacht
LOA (m)	9,20
Beam (m)	3,00
Draft (m)	0,90
Air draft (m)	2,90
Headroom (m)	1,90
Year built	1989
Country	United Kingdom
CE norm	NA
Hull material	GRP
Hull colour	white
Hull shape	Fast Displacement Hull
Superstructure material	GRP
Rubbing strake	rubber
Deck material	GRP
Deck finish	
Superstructure deck finish	non-skid moulded in
Cockpit deck finish	teak
Antifouling (year)	2020
Window frame	aluminium
Deckhatch	yes
Portholes	
Radar arch	collapsible
Fuel tank (litre)	480
Level indicator (fuel tank)	yes
Freshwater tank (litre)	145
Blackwater tank (litre)	45
Blackwater tank extraction	pump
Wheel steering	hydraulic



Outside helm position hydraulic

ACCOMMODATION

Cabins	1
Berths	4
Interior	teak
Floor	teak
Open cockpit	yes
Saloon	yes
Headroom saloon (m)	1,90
Heating	diesel ducted hot air Webasto
Chart table	yes
Dinette to convert into berth	yes
Opening door to cockpit	yes
Opening door to aft deck	yes
Galley	yes
Countertop	plastic
Sink	
Cooker	2 burners Electric Alcohol
Fridge	Isotherm
Hot water system	
Water pressure system	electrical
Owners cabin	double bed
Wardrobe	hanging
Bathroom	shared
Toilet	shared
Toilet system	manual Jabsco
Wash basin	at the toilet
Shower	shared
Guest cabin 1	double bed Table can be lowered



MACHINERY

No of engines	2
Make	Volvo-Penta
Type	AD31P
HP	150
kW	110,40
Fuel	diesel
Year installed	2004
Drive	stern
Engine controls	bowden cable
Gearbox	hydraulic
Propeller type	fixed
Electric bilge pump	yes
Batteries	yes
Start battery	yes
Service battery	yes
Battery charger	yes
Shorepower	with cable
Trimtabs	Ellrim

NAVIGATION

Compass	Ritchie
Depth sounder	Clipper
Navigation lights	yes

EQUIPMENT

Fixed windscreen	yes
Sprayhood	yes
Cockpit cover	yes
Cockpit cushions	yes




Cockpit table	yes
Bathing platform	yes
Boarding ladder	stainless steel
Transom door	yes
Deck shower	yes
Anchor	
Davits	stainless steel
Davits controls	manual
Sea railing	wire
Wiper	yes
Horn	
Radio	Sony XR-C5080R
Cockpit speakers	yes




SEALINE 285



SEALINE 285



SEALINE 285




SEALINE 285




SEALINE 285







SEALINE 285



SEALINE 285



