



## LINSSEN DUTCH STURDY 380 AC



# LINSSSEN DUTCH STURDY 380 AC

## BROKER'S COMMENTS

Linssen Dutch Sturdy 380 AC "Tasman" a motor yacht with a beautiful spacious interior, two cabins with double beds Equipped with bow and stern thruster, double glazing and heating. "Tasman" is both optical and technical in a great state of maintenance.

*Henk de Vries*

## SPECIFICATIONS

<b>Dimensions</b>	11.50 x 3.95 x 1.15 (m)	<b>Builder</b>	Linssen Yachts Maasbracht
<b>Built</b>	2002	<b>Cabins</b>	2
<b>Material</b>	Steel	<b>Berths</b>	6
<b>Engine(s)</b>	1 x Volvo Penta TAMD-41HD diesel	<b>Hp/Kw</b>	145.00 (hp), 106.58 (kw)
<b>Asking price</b>	sold (VAT )	<b>Lying</b>	at sales office

## CONTACT

<b>Sales office</b>	De Valk Sneek	<b>Telephone</b>	+31 (0)515 42 80 30
<b>Address</b>	Zwolsmanweg 7 8606 KC Sneek NL	<b>E-mail</b>	sneek@devalk.nl

## DISCLAIMER

These particulars are given in good faith as supplied but cannot be guaranteed.



## GENERAL

Model	LINSEN DUTCH STURDY 380 AC
Type	motor yacht
LOA (m)	11,50
Beam (m)	3,95
Draft (m)	1,15
Air draft (m)	3,50
Air draft min (m)	2,70
Headroom (m)	1,95
Year built	2002
Builder	Linssen Yachts Maasbracht
Country	The Netherlands
Displacement (t)	14
CE norm	C
Hull material	steel
Hull colour	green Dark Green
Hull thickness (mm)	5
Hull shape	multi hard chine
Keel type	long keel
Superstructure material	steel
Superstructure (mm)	4
Deck plate thickness (mm)	4
Rubbing strake	fender rope
Deck material	steel
Deck finish	non-skid paint
Superstructure deck finish	paint
Cockpit deck finish	teak
Dorades	yes
Window frame	aluminium
Window material	double glazing
Deckhatch	yes



# LINSSEN DUTCH STURDY 380 AC

Portholes	yes
Insulation	rockwool
Mast can be lowered	manual
Fuel tank (litre)	steel 550
Level indicator (fuel tank)	VDO
Freshwater tank (litre)	polyethylene 440
Level indicator (freshwater)	VDO
Blackwater tank (litre)	polyethylene 220
Level indicator (blackwater)	VDO (defect)
Blackwater tank extraction	yes
Wheel steering	hydraulic
Inside helm position	yes
Outside helm position	hydraulic Yes

## ACCOMMODATION

Cabins	2
Berths	6
Interior	cherry
Floor	carpet
Aft deck	yes
Saloon	yes
Headroom saloon (m)	2,0
Heating	diesel ducted hot air Eberspacher
Aft Cabin	yes
Dinette	yes
Dinette to convert into berth	yes
Opening door to aft deck	yes
Galley	yes
Countertop	corian
Sink	stainless steel
Cooker	3-pits



# LINSSEN DUTCH STURDY 380 AC

Oven	Smev (gas)
Fridge	1x Isotherm CR130EL (kitchen) 1x under inside steering
Freezer	in fridge
Hot water system	220V + engine 70 ltr. boiler
Water pressure system	electrical
Owners cabin	double bed
Bed length (m)	2,0
Wardrobe	hanging/drawers/shelves
Bathroom	en suite
Toilet	en suite
Toilet system	electric
Wash basin	in the bathroom
Shower	en suite
Guest cabin 1	double bed
Bed length (m)	2,0
Wardrobe	drawers and shelves
Bathroom	en suite
Toilet	en suite
Toilet system	electric
Wash basin	in the bathroom
Extra info	extra fridge under the inside steering seat

## MACHINERY

No of engines	1
Make	Volvo Penta
Type	TAMD-41HD
HP	145
kW	106.58
Fuel	diesel
Maximum speed (kn)	Ca 8,5
Cruising speed (kn)	7



Consumption (l/hr)	4
Engine hours	3520,4
Engine cooling system	freshwater heat exchanger
Drive	shaft
Engine controls	bowden cable
Gearbox	hydraulic
Bowthruster	electric
Sternthruster	electric
Exhaust	watercooled
Propeller type	fixed
Propeller blades	4
Propeller shaft material	stainless steel
Shaft lubrication	water
Electric bilge pump	yes
Electrical installation	12V / 220V
Batteries	8 x
Start battery	Mastervolt AGM 90 Ah (12-07-22)
Service battery	Mastervolt AGM 90 Ah (12-07-22)
Bowthruster battery	Mastervolt AGM 90 Ah (12-07-22)
Sternthruster battery	Mastervolt AGM 90 Ah (12-07-22)
Windlass battery	Mastervolt AGM 90 Ah (12-07-22)
Battery monitor	Mastervolt BTM-1
Battery charger	Mastervolt Mass 12 / 60
Inverter	Mastervolt Mass Sine 12 / 2000
Shorepower	with cable
Extra info	hour counter on deck defect

## NAVIGATION

Electric compass	2x Raytheon ST60
Depth sounder/log	2x Raytheon ST60
VHF	Sailor (defect)



VHF handheld	yes
Autopilot	Raymarine ST6001+

## EQUIPMENT

Fixed windscreen	yes
Bimini	yes
Bathing platform	stainless steel & teak
Boarding ladder	stainless steel
Deck shower	warm & cold
Anchor	Pool
Anchor chain	yes
Windlass	electrical Vetus "Alex III"
Deck wash	yes
Sea railing	stainless steel
Grab rail (superstructure)	stainless steel
Railing side opening gates	yes
Wiper	2x
Horn	electric
Fenders	yes
Mooring lines	yes
Radio-cd player	Sony
Cockpit speakers	yes
Speakers in salon	Sony XP
Clock - barometer	FCC
Fire extinguisher	yes
Extra info	cover for the whole yacht



# LINSSEN DUTCH STURDY 380 AC





# LINSSEN DUTCH STURDY 380 AC



# LINSSEN DUTCH STURDY 380 AC





# LINSSEN DUTCH STURDY 380 AC



# LINSSEN DUTCH STURDY 380 AC






# LINSSEN DUTCH STURDY 380 AC



# LINSSEN DUTCH STURDY 380 AC





# LINSSEN DUTCH STURDY 380 AC



# LINSSEN DUTCH STURDY 380 AC






# LINSSEN DUTCH STURDY 380 AC



# LINSSEN DUTCH STURDY 380 AC





# LINSSEN DUTCH STURDY 380 AC




# LINSSEN DUTCH STURDY 380 AC





# LINSSEN DUTCH STURDY 380 AC




# LINSSEN DUTCH STURDY 380 AC





# LINSSEN DUTCH STURDY 380 AC



# LINSSEN DUTCH STURDY 380 AC





