



SMELNE VLET 1150

SMELNE VLET 11.50

BROKER'S COMMENTS

The Smelne Vlet 11.50 is a one of a kind beauty built by the high Smelne standard. Due to her bilge keels, CE-B and heavier engine (with low enginehours) she is capable to cruise both the inland as coastal waters. The Smelne is easy to manoeuvre because of her bow and stern thruster. Both the first and current owner haven't saved anything on the maintenance, which you will directly see when visiting her. The Smelne Vlet 11.50 is stored in our covered sales marina in Loosdrecht.

Mark Hesselmans

SPECIFICATIONS

Dimensions	12.20 x 3.90 x 1.10 (m)	Builder	Smelne Yachtcenter
Built	2008	Cabins	2
Material	Steel	Berths	4
Engine(s)	1 x Perkins Sabre M225TI diesel	Hp/Kw	148.00 (hp), 108.93 (kw)
Asking price	sold (VAT)	Lying	at sales office

CONTACT

Sales office	De Valk Loosdrecht B.V.	Telephone	+31 (0)35 582 90 30
Address	't Breukeleveense Meentje 6 1231LM Loosdrecht / Wijdmeren NL	E-mail	loosdrecht@devalk.nl

DISCLAIMER

These particulars are given in good faith as supplied but cannot be guaranteed.



GENERAL

Model	SMELNE VLET 1150
Type	motor yacht
LOA (m)	12,20
Beam (m)	3,90
Draft (m)	1,10
Air draft (m)	2,70
Headroom (m)	2,05
Year built	2008
Launched	2009
Builder	Smelne Yachtcenter
Country	The Netherlands
Displacement (t)	13
CE norm	B
Hull material	steel
Hull colour	blue
Bilge keels	yes
Superstructure material	steel
Rubbing strake	fender rope
Deck material	steel
Deck finish	non-skid paint
Superstructure deck finish	paint
Cockpit deck finish	non-skid paint
Window frame	aluminium Gebo
Window material	tempered glass
Deckhatch	yes
Portholes	yes
Mast can be lowered	electric
Fuel tank (litre)	steel 800
Level indicator (fuel tank)	yes
Freshwater tank (litre)	stainless steel 550



Blackwater tank (litre)	stainless steel 250
Level indicator (blackwater)	yes
Blackwater tank extraction	deck extraction + pump
Wheel steering	hydraulic
Outside helm position	yes
Extra info	fly mosquito screens
Extra info	Engine serviced in 2022

ACCOMMODATION

Cabins	2
Berths	4
Interior	cherry
Layout	two cabins, two heads, galley & saloon
Floor	teak and holly
Aft deck	yes
Saloon	yes
Headroom saloon (m)	2,04
Heating	diesel ducted hot air Eberspacher D6
Aft Cabin	yes
Opening door to aft deck	yes
Galley	yes
Countertop	granite
Sink	stainless steel
Cooker	calor gas 4-burners
Oven	SMEV
Fridge	Isotherm with freeze compartment
Hot water system	220V + engine
Water pressure system	electrical
Owners cabin	French bed
Bed length (m)	2
Wardrobe	hanging/drawers/shelves



Bathroom	en suite
Toilet	en suite
Toilet system	electric Tecma
Wash basin	in the bathroom
Shower	en suite
Guest cabin 1	v-bed
Bed length (m)	2
Wardrobe	hanging and shelves
Bathroom	en suite
Toilet	en suite
Toilet system	electric Tecma
Washing machine/dryer combi	Belling

MACHINERY

No of engines	1
Make	Perkins Sabre
Type	M225TI
HP	148
kW	108.93
Fuel	diesel
Maximum speed (kn)	8
Cruising speed (kn)	7
Consumption (l/hr)	6
Engine cooling system	freshwater heat exchanger
Drive	shaft
Engine controls	yes
Gearbox	hydraulic ZF
Bowthruster	electric Vetus 160 KGF
Sternthruster	electric Vetus 160 KGF
Gearbox	hydraulic
Propeller type	fixed



Propeller blades	4
Propeller shaft material	stainless steel
Shaft lubrication	water
Electric bilge pump	3x
Batteries	5x AGM
Start battery	2x 225 AH AGM (2019)
Service battery	3x 225 AH AGM
Battery monitor	Mastervolt
Battery charger	Mastervolt
Inverter	Mastervolt (2022)
Solar panel	2x + Fox Sunware
Shorepower	with cable
Extra info	Mastervolt Alternator 100Ah for loading start /bow/stern thruster batteries
Extra info	double diesel filters
Extra info	double (separated) engine water intake

NAVIGATION

Electric compass	Raymarine C80 plotter
Depth sounder	Raymarine ST 60+
Log	Raymarine ST 60+
VHF	Raymarine 54E
Rudder angle indicator	Raymarine ST60+
Plotter/GPS	Raymarine C80

EQUIPMENT

Fixed windscreen	collapsible
Sprayhood	yes
Cockpit cover	yes
Cockpit cushions	yes
Cockpit table	yes




Bathing platform	yes
Boarding ladder	stainless steel
Anchor	Danforth
Anchor chain	yes
Windlass	manual
Deck wash	yes
Dinghy	With electrical engine
Davits	stainless steel
Sea railing	yes
Grab rail (superstructure)	stainless steel
Railing side opening gates	yes
Lifebuoy	yes
Wiper	3x
Horn	yes
Fenders	yes
Mooring lines	yes
TV	2x with Oyster motorised satellite dish
Radio	JVC
Cockpit speakers	yes
Speakers in salon	yes







SMELNE VLET 1150




SMELNE VLET 1150




SMELNE VLET 1150




















SMELNE VLET 1150



