



DE VALK
YACHT BROKERS



EVO R6



DE VALK
YACHT BROKERS

BROKERAGE | CHARTER | BERTHS | FINANCE | INSURANCE | YACHT MANAGEMENT

BROKER'S COMMENTS

Evo R6. Exceeding all expectations, this 17,70m open yacht, with extendable side walls, is designed to offer a unique sailing experience in terms of elegance, conviviality and use of space. She is equipped with twin Volvo IPS 800. For easy manoeuvrability speed and confort. This 2020 Evo R6 is the only one available for this summer.

Alan Deasti

SPECIFICATIONS

Dimensions	17.70 x 5.30 x 1.20 (m)	Builder	EVO YACHTS
Built	2020	Cabins	3
Material	GRP	Berths	6
Engine(s)	2 x Volvo Penta IPS 950 diesel	Hp/Kw	2 x 725.00 (hp), 533.60 (kw)
Asking price	€ 1.390.000 (VAT Paid)	Lying	at sales office

CONTACT

Sales office	De Valk Antibes	Telephone	+33 492 91 0202
Address	2, Avenue de Verdun 06600 Antibes FR	E-mail	antibes@devalk.nl

DISCLAIMER

These particulars are given in good faith as supplied but cannot be guaranteed.



GENERAL

Model	EVO R6
Type	motor yacht
LOA (m)	17,70
Beam (m)	5,30
Draft (m)	1,20
Year built	2020
Builder	EVO YACHTS
Country	Italy
Displacement (t)	18
CE norm	B
Hull material	GRP
Hull colour	blue
Hull shape	deep-V
Deck finish	teak
Cockpit deck finish	teak
Fuel tank (litre)	steel 2100L
Freshwater tank (litre)	steel 650L
Blackwater tank (litre)	
Greywater tank (litre)	
Outside helm position	

ACCOMMODATION

Cabins	3
Berths	6
Open cockpit	yes
Deck saloon	yes
Saloon	yes
Air-conditioning	reverse cycle airco 18.000 BTU
Cooker	induction
Fridge	yes



Wine cooler	yes
Hot water system	
Hot water tap	yes
Ice maker	yes
Owners cabin	double bed
Wardrobe	hanging and shelves
Bathroom	en suite
Toilet	en suite
Wash basin	in the bathroom
Shower	en suite
Guest cabin 1	double bed
Wardrobe	shelves
Bathroom	en suite
Toilet	en suite
Wash basin	in the bathroom
Shower	en suite
Guest cabin 2	double bed
Wardrobe	shelves
Wet bar	With induction cooker
Extra info	Teak side balconies (hydraulic) : Port / Starboard

MACHINERY

No of engines	2
Make	Volvo Penta
Type	IPS 950
HP	725
kW	533.60
Fuel	diesel
Maximum speed (kn)	35
Cruising speed (kn)	27
Engine hours	476



Bowthruster	
Propeller blades	3
Generator	Onan 13,5 kW
Batteries	AGM / 2 x 160Ah
Start battery	2 x 160Ah
Service battery	4 x 225Ah
Generator battery	1 x 90Ah
Battery charger	12V / 2 output + 24V
Inverter	24 / 230V / 2500W
Trimtabs	Interceptor

NAVIGATION

Multi control display	24" multifonction touchscreen
VHF	Garmin 300
Autopilot	yes
Radar	Garmin GMR Fanton 4"
GPS	yes

EQUIPMENT

Fixed hardtop	T-Top
Cockpit cover	yes
Cockpit cushions	yes
Bathing platform	Hydraulic
Boarding ladder	wood Teak
Bow ladder	yes
Deck shower	yes
Anchor	
Anchor chain	100m
Windlass	electrical 2000W
TV	LED / 100 x 70
Cockpit speakers	GARMIN



Speakers in salon

GARMIN

Speakers in cabin

GARMIN

Extra info

Tender Lift

Extra info

Tender Garage

Extra info

Underwater lights




EVO R6





EVO R6



EVO R6



EVO R6



EVO R6

