



## DELPHIA 37

## BROKER'S COMMENTS

This Delphia 37 not only looks good but is also an excellent sailor. She offers maximum space and comfort and balances reliability, performance, easy handling as well as maximizing, space, light and comfort below decks. This Delphia 37 is in good condition and very well equipped, like as in a bow thruster, recent navigation equipment etc. She can handle both inland and offshore waters with her shallow keel and is ready for her new owner and her new adventures!

*Reinier van der Wolf*

## SPECIFICATIONS

<b>Dimensions</b>	10.83 x 3.65 x 1.54 (m)	<b>Builder</b>	Delphia Yachts KOT Sp.J., Warszawa
<b>Built</b>	2007	<b>Cabins</b>	3
<b>Material</b>	GRP	<b>Berths</b>	8
<b>Engine(s)</b>	1 x Volvo Penta D1-30 diesel	<b>Hp/Kw</b>	28.00 (hp), 20.61 (kw)
<b>Asking price</b>	sold (VAT )	<b>Lying</b>	

## CONTACT

<b>Sales office</b>	De Valk Monnickendam B.V.	<b>Telephone</b>	+31 (0)299 65 63 50
<b>Address</b>	Hoogedijk 6 1145 PM Katwoude NL	<b>E-mail</b>	monnickendam@devalk.nl

## DISCLAIMER

These particulars are given in good faith as supplied but cannot be guaranteed.



## GENERAL

Model	DELPHIA 37
Type	sailing yacht
LOA (m)	10,83
LWL (m)	10,03
Beam (m)	3,65
Draft (m)	1,54
Air draft (m)	16,00
Year built	2007
Launched	2008
Builder	Delphia Yachts KOT Sp.J., Warszawa
Country	Poland
Designer	Andrzej Skrzat
Displacement (t)	6,25
Ballast (tonnes)	2,25
CE norm	A
Hull material	GRP
Hull colour	blue
Hull shape	round-bilged
Keel type	fin keel with bulb
Superstructure material	GRP
Deck material	GRP
Deck finish	non-skid moulded in
Superstructure deck finish	non-skid moulded in
Cockpit deck finish	teak
Antifouling (year)	May 2021 (primer and AF. )
Window material	polycarbonate
Deckhatch	5x
Radar arch	non collapsible
Fuel tank (litre)	stainless steel 160
Freshwater tank (litre)	150



Level indicator (freshwater)	BEP Marine
Blackwater tank (litre)	polyethylene 130
Level indicator (blackwater)	yes
Blackwater tank extraction	deck extraction + uw line
Wheel steering	rack & pinion Jefa Steering Systems
Emergency tiller	yes

## ACCOMMODATION

Cabins	3
Berths	8
Interior	mahogany
Floor	teak and holly
Open cockpit	yes
Saloon	yes
Headroom saloon (m)	1,96
Chart table	yes
Aft Cabin	2x
Dinette to convert into berth	yes
Galley	yes
Countertop	plastic
Sink	stainless steel Double
Cooker	calor gas ENO, two burner
Oven	yes
Fridge	Isotherm
Hot water system	220V + engine Quick 20 Nautical Boilers
Water pressure system	electrical
Owners cabin	double bed After cabin (port)
Bed length (m)	1.94 x 1.40
Wardrobe	hanging and shelves
Bathroom	shared
Toilet	shared



Toilet system	electric
Wash basin	in the bathroom
Shower	shared
Guest cabin 1	double bed After cabin (Starboard)
Bed length (m)	1,94 x 1,40
Wardrobe	hanging and shelves
Guest cabin 2	v-bed Front
Bed length (m)	1,94 x 1,80
Wardrobe	hanging and shelves

## MACHINERY

No of engines	1
Make	Volvo Penta
Type	D1-30
HP	28
kW	20.61
Fuel	diesel
Year installed	2007
Engine hours	467.5
Engine cooling system	freshwater heat exchanger
Saildrive seal	yes
Engine controls	bowden cable
Bowthruster	electric Max Power
Propeller type	folding
Propeller blades	3x
Manual bilge pump	Plastimo
Electric bilge pump	yes
Bilge alarm	yes
Electrical installation	12 + 220 V
Batteries	4
Start battery	1x (2019)



Service battery	2x (2021)
Bowthruster battery	1x
Battery monitor	yes
Battery charger	30A
Inverter	yes
Shorepower	with cable

## NAVIGATION

Compass	Suunto
Depth sounder	Raymarine
Log	Raymarine
Windset	Raymarine
VHF	Raymarine
Autopilot	Raymarine P70S
Radar	Quantum 2
Plotter/GPS	Raymarine Axiom 12 MFD
Navigation lights	yes

## EQUIPMENT

Sprayhood	yes
Cockpit cushions	yes
Cockpit table	portable
Bathing platform	integrated into stern
Boarding ladder	stainless steel
Deck shower	yes
Anchor	yes
Anchor chain	yes
Windlass	electrical Quick
Sea railing	wire
Grab rail (superstructure)	stainless steel
Pushpit	yes




<b>Pulpit</b>	yes
<b>Fenders</b>	yes
<b>Mooring lines</b>	yes
<b>TV</b>	Samsung
<b>Radio</b>	Fusion
<b>Speakers in salon</b>	2x
<b>Fire extinguisher</b>	yes

## RIGGING

<b>Rigging</b>	sloop
<b>Standing rigging</b>	wire
<b>Brand mast</b>	Seldén
<b>Material mast</b>	aluminium
<b>Spreaders</b>	Double
<b>Mainsail cover</b>	Lazy-jack
<b>Fully battened mainsail</b>	Laminate 33.3 m2
<b>Genoa</b>	Laminate 39 m2
<b>Genoa furler</b>	Furlex 200S
<b>Genoa cover</b>	yes
<b>Gennaker</b>	yes
<b>Spinnaker</b>	65m2
<b>Backstay adjuster</b>	tackle
<b>Boomvang</b>	mechanical and tackle Selden Rodkicker
<b>Genoa sheetwinches</b>	2x Lewmar 46ST
<b>Halyard winches</b>	2x Lewmar 30St
<b>Spi-pole</b>	yes



# DELPHIA 37




# DELPHIA 37



# DELPHIA 37



## DELPHIA 37



## DELPHIA 37





## DELPHIA 37



# DELPHIA 37





## DELPHIA 37





## DELPHIA 37




## DELPHIA 37



# DELPHIA 37





# DELPHIA 37






# DELPHIA 37




## DELPHIA 37









## DELPHIA 37



# DELPHIA 37

