



DE VALK  
YACHT BROKERS



## HANSE 325



DE VALK  
YACHT BROKERS

## BROKER'S COMMENTS

"The Hanse 325 is a performance cruiser with all good looks. This particular one is little used and well equipped with new navigation equipment, sprayhood and Lazy bag. Suggestions from former Hanse owners were taken into account when Judel & Vrolijk designed and Hanse Yachts built the 325. That includes; a cockpit with more seating area for the crew and a self-tacking jib. With her two cabin layout, side opening windows and two flush hatches She offers lots of light and ventilation."

## SPECIFICATIONS

<b>Dimensions</b>	9,63 x 3,30 x 1,53 (m)	<b>Builder</b>	Hanse Yachts GmbH - Greifswald
<b>Built</b>	2014	<b>Cabins</b>	2
<b>Material</b>	GRP	<b>Berths</b>	6
<b>Engine(s)</b>	1 x Volvo Penta D1-30 diesel	<b>Hp/Kw</b>	27 (hp), 19,87 (kw)
	SOLD	<b>Lying</b>	at sales office

## CONTACT

<b>Sales office</b>	De Valk Sint Annaland	<b>Telephone</b>	+31 166 601 000
<b>Address</b>	Koelhuisweg 4	<b>Fax</b>	+31 (0)166 654 267
	4697 RM Sint Annaland	<b>E-mail</b>	sintannaland@devalk.nl
	The Netherlands		

## DISCLAIMER

These particulars are given in good faith as supplied but cannot be guaranteed and cannot be used for contracts.



## GENERAL

<b>Model</b>	HANSE 325
<b>Type</b>	sailing yacht
<b>LOA (m)</b>	9,63
<b>LWL (m)</b>	8,72
<b>Beam (m)</b>	3,30
<b>Draft (m)</b>	1,53
<b>Air draft (m)</b>	15,00
<b>Headroom (m)</b>	1,82
<b>Year built</b>	2014
<b>Builder</b>	Hanse Yachts GmbH - Greifswald
<b>Country</b>	Germany
<b>Designer</b>	judel / vrolijk & co
<b>Displacement (t)</b>	5,4
<b>Ballast (tonnes)</b>	1,7
<b>CE norm</b>	A
<b>Hull material</b>	GRP
<b>Hull colour</b>	grey
<b>Hull shape</b>	round-bilged
<b>Keel type</b>	fin keel
<b>Superstructure material</b>	GRP
<b>Rubbing strake</b>	stainless steel
<b>Deck material</b>	GRP
<b>Deck finish</b>	non-skid moulded in
<b>Superstructure deck finish</b>	non-skid moulded in
<b>Cockpit deck finish</b>	teak
<b>Antifouling (year)</b>	04-2021
<b>Window frame</b>	aluminium
<b>Window material</b>	perspex
<b>Deckhatch</b>	yes
<b>Fuel tank (litre)</b>	100



<b>Level indicator (fuel tank)</b>	yes
<b>Freshwater tank (litre)</b>	240
<b>Level indicator (freshwater)</b>	yes
<b>Blackwater tank (litre)</b>	30
<b>Blackwater tank extraction</b>	deck extraction + uw line
<b>Wheel steering</b>	With cover

## ACCOMMODATION

<b>Cabins</b>	2
<b>Berths</b>	6
<b>Interior</b>	mahogany
<b>Floor</b>	woodprint
<b>Saloon</b>	yes
<b>Headroom saloon (m)</b>	1,82
<b>Heating</b>	diesel ducted hot air Eberspacher
<b>Chart table</b>	yes
<b>Dinette</b>	yes
<b>Galley</b>	yes
<b>Countertop</b>	plastic
<b>Sink</b>	stainless steel
<b>Cooker</b>	calor gas
<b>Oven</b>	yes
<b>Fridge</b>	yes
<b>Hot water system</b>	220V + engine
<b>Water pressure system</b>	electrical
<b>Owners cabin</b>	v-bed With top mattresses
<b>Bed length (m)</b>	1,90
<b>Wardrobe</b>	hanging and shelves
<b>Bathroom</b>	shared
<b>Toilet</b>	shared



<b>Toilet system</b>	manual Jabsco
<b>Wash basin</b>	in the bathroom
<b>Shower</b>	shared
<b>Guest cabin 1</b>	double bed
<b>Bed length (m)</b>	2,00 x 1,60
<b>Wardrobe</b>	hanging and shelves
<b>Extra info</b>	LED interior lights

## MACHINERY

<b>No of engines</b>	1
<b>Make</b>	Volvo Penta
<b>Type</b>	D1-30
<b>HP</b>	27
<b>kW</b>	19.87
<b>Fuel</b>	diesel
<b>Year installed</b>	2014
<b>Engine hours</b>	425
<b>Engine cooling system</b>	freshwater heat exchanger
<b>Drive</b>	sail-drive
<b>Saildrive seal</b>	2014
<b>Engine controls</b>	bowden cable
<b>Gearbox</b>	mechanical
<b>Propeller type</b>	fixed
<b>Propeller blades</b>	2
<b>Manual bilge pump</b>	yes
<b>Electric bilge pump</b>	yes
<b>Electrical installation</b>	12V / 230V
<b>Start battery</b>	1 x 90 Ah
<b>Service battery</b>	1 x 165 Ah AGM
<b>Battery monitor</b>	yes
<b>Battery charger</b>	Quick 12-30 A



**Shorepower** with cable

## NAVIGATION

<b>Compass</b>	yes
<b>Depth sounder</b>	B&G (2020)
<b>Log</b>	B&G (2020)
<b>Windset</b>	B&G (2020)
<b>Repeater</b>	B&G (2020)
<b>VHF</b>	B&G V50 (with handheld)
<b>Autopilot</b>	B&G with remote (2020)
<b>Plotter</b>	B&G (2020)
<b>Electronic chart(s)</b>	yes
<b>Navigation lights</b>	LED

## EQUIPMENT

<b>Sprayhood</b>	(2020)
<b>Cockpit cushions</b>	yes
<b>Cockpit table</b>	yes
<b>Bathing platform</b>	yes
<b>Boarding ladder</b>	stainless steel
<b>Deck shower</b>	yes
<b>Anchor</b>	Delta
<b>Anchor chain</b>	yes
<b>Windlass</b>	electrical Quick
<b>Sea railing</b>	wire
<b>Grab rail (superstructure)</b>	stainless steel
<b>Pushpit</b>	yes
<b>Pulpit</b>	yes
<b>Lifebuov</b>	yes



<b>Fenders</b>	yes
<b>Mooring lines</b>	yes

## RIGGING

<b>Rigging</b>	fractional
<b>Standing rigging</b>	wire
<b>Brand mast</b>	Seldén
<b>Material mast</b>	aluminium
<b>Mainsail</b>	(2014)
<b>Mainsail cover</b>	Lazybag (2020)
<b>Jib</b>	Self tacking (2014)
<b>Genoa furler</b>	Furlex
<b>Genoa cover</b>	yes
<b>Self tacking jib installation</b>	yes
<b>Reefing System</b>	slabreefing
<b>Backstay adjuster</b>	tackle
<b>Boomvang</b>	gasspring
<b>Genoa sheetwinches</b>	2 x Lewmar ST40
<b>Halyard winches</b>	2 x Lewmar ST40



# HANSE 325






# HANSE 325



# HANSE 325



# HANSE 325



# HANSE 325



# HANSE 325



# HANSE 325



# HANSE 325



# HANSE 325






# HANSE 325




# HANSE 325




# HANSE 325




# HANSE 325





# HANSE 325



# HANSE 325



# HANSE 325




# HANSE 325





# HANSE 325



# HANSE 325

