



DE VALK
YACHT BROKERS



LOCHIN 333 GDSV



DE VALK
YACHT BROKERS

BROKERAGE | CHARTER | BERTHS | FINANCE | INSURANCE | YACHT MANAGEMENT

BROKER'S COMMENTS

When you are looking for a vessel that will bring you everywhere no matter what the weather does, you have to see this Lochin 333. Owned by her present owner for more than 20 years and in that period she has proven her seaworthiness several times. Ideal for a quick step to the Wadden Islands.

Pieter Bosma

SPECIFICATIONS

Dimensions	10.06 x 3.58 x 1.00 (m)	Builder	Lochin Marine New Haven UK
Built	1997	Cabins	1
Material	GRP	Berths	3
Engine(s)	1 x Caterpillar 3126 TA diesel	Hp/Kw	426.00 (hp), 313.00 (kw)
Asking price	sold (VAT)	Lying	at sales office

CONTACT

Sales office	De Valk Sneek	Telephone	+31 (0)515 42 80 30
Address	Zwolsmanweg 7 8606 KC Sneek NL	E-mail	sneek@devalk.nl

DISCLAIMER

These particulars are given in good faith as supplied but cannot be guaranteed.



GENERAL

Model	LOCHIN 333 GDSV
Type	motor yacht
LOA (m)	10,06
LWL (m)	8,38
Beam (m)	3,58
Draft (m)	1,00
Air draft (m)	0,00
Year built	1997
Builder	Lochin Marine New Haven UK
Country	United Kingdom
Designer	Robert Tucker
Displacement (t)	7,5
CE norm	NA
Hull material	GRP
Hull colour	blue
Hull shape	deep-V Semi displacement
Superstructure material	GRP
Rubbing strake	rubber
Deck material	GRP
Deck finish	non-skid paint
Superstructure deck finish	yes
Window frame	aluminium
Window material	glass
Deckhatch	yes
Fuel tank (litre)	GRP 2x 450 Ltr
Freshwater tank (litre)	GRP 50 Ltr
Blackwater tank (litre)	yes
Blackwater tank extraction	pump
Wheel steering	hydraulic
Inside helm position	yes



More info on hull	strongly build (work boat quality)
More info on paintwork	Hull painted 2024
Extra info	anodes replaced 2024

ACCOMMODATION

Cabins	1
Berths	3
Interior	Several materials
Floor	anti-slip
Aft deck	yes
Pilot house	yes
Heating	Hot air ducts installed, old hot air unit removed
Opening door to cockpit	Aluminium
Galley	yes
Countertop	plastic
Sink	stainless steel
Cooker	calor gas 4 burner and grill
Water pressure system	electrical
Bed length (m)	2.00 m
Wardrobe	shelves
Bathroom	separate
Toilet	separate
Toilet system	manual
Wash basin	in the bathroom

MACHINERY

No of engines	1
Make	Caterpillar
Type	3126 TA
HP	426
kW	313



Fuel	diesel
Year installed	1997
Maximum speed (kn)	16
Engine hours	2522
Engine cooling system	freshwater heat exchanger
Drive	shaft
Shaft seal	yes
Engine controls	bowden cable Morse
Gearbox	hydraulic
Bowthruster	hydraulic 3 Hp
Exhaust	watercooled
Propeller type	fixed
Propeller blades	new prop 2025 5
Propeller shaft material	stainless steel
Shaft lubrication	water
Manual bilge pump	2x
Electric bilge pump	1x
Electrical installation	12/220V
Batteries	yes
Start battery	105 amp
Service battery	105 amp
Battery monitor	Advec (Not working)
Shorepower	yes
Trimtabs	Lectrotab

NAVIGATION

Compass	Suunto, (no fluid in the compass)
Electric compass	yes
Depth sounder/log	Autohelm ST30 Bidata
VHF	Icom IC-M59
Autopilot	Robertson AP35



Radar	Furuno
GPS	Furuno GP31
Plotter	Lawrence Globalmap 2000 (not connected and not working)
Navigation lights	yes
Searchlight	yes

EQUIPMENT

Bathing platform	yes
Boarding ladder	stainless steel
Anchor	CQR Plough
Anchor chain	yes
Windlass	electrical Lofrans with control at the helm
Grab rail (superstructure)	Pilot style Safety rails
Pulpit	yes
Danbuoy	yes
Wiper	3x
Window ventilator	Is part of heating system (old hot air unit removed)
Fenders	yes
Mooring lines	yes
Fire extinguisher	yes



LOCHIN 333 GDSV









LOCHIN 333 GDSV






LOCHIN 333 GDSV





LOCHIN 333 GDSV




LOCHIN 333 GDSV







LOCHIN 333 GDSV



LOCHIN 333 GDSV

