



## DALE NELSON 45 CLASSIC

# DALE NELSON 45 CLASSIC

## BROKER'S COMMENTS

"Stylish, practical and beautifully built...." is how the current owner describes his well-maintained "Lady Jennifer." A stunningly individual signature, the Dale Nelson Classic 45 offers everything the Nelson hull line stands for. Add to that the legendary DALE seaworthiness, DALE's unique level of craftsmanship that accentuates her relaxed and timeless classic looks. As a result, this Dale Nelson 45 Classic is a one-of-a-kind wherever she is.

*Jochem Heijermans*

## SPECIFICATIONS

<b>Dimensions</b>	14.05 x 4.36 x 1.24 (m)	<b>Builder</b>	Dale Sailing Company
<b>Built</b>	2008	<b>Cabins</b>	2
<b>Material</b>	GRP	<b>Berths</b>	
<b>Engine(s)</b>	2 x Caterpillar C9 Acert diesel	<b>Hp/Kw</b>	2 x 575.00 (hp), 423.20 (kw)
<b>Asking price</b>	sold (VAT )	<b>Lying</b>	elsewhere / Not at sales office

## CONTACT

<b>Sales office</b>	De Valk Belgium	<b>Telephone</b>	+32 586 80 218
<b>Address</b>		<b>E-mail</b>	belgium@devalk.nl
	1401 PT Nieuwpoort		
	BE		

## DISCLAIMER

These particulars are given in good faith as supplied but cannot be guaranteed.



# DALE NELSON 45 CLASSIC

## GENERAL

Model	DALE NELSON 45 CLASSIC
Type	motor yacht
LOA (m)	14,05
Beam (m)	4,36
Draft (m)	1,24
Headroom (m)	2,00
Year built	2008
Builder	Dale Sailing Company
Country	United Kingdom
Displacement (t)	16
Hull material	GRP
Hull colour	blue Two components
Hull shape	deep-V
Superstructure material	GRP
Rubbing strake	rubber
Deck material	GRP
Deck finish	teak
Superstructure deck finish	paint Two components
Cockpit deck finish	teak
Dorades	yes
Window frame	aluminium
Window material	tempered glass + double glass front windows
Deckhatch	5
Portholes	aluminium
Radar arch	non collapsible
Fuel tank (litre)	GRP 2x 1250
Level indicator (fuel tank)	yes
Freshwater tank (litre)	polyethylene 450
Level indicator (freshwater)	yes
Blackwater tank (litre)	yes



Level indicator (blackwater)	yes
Blackwater tank extraction	deck extraction + pump
Wheel steering	hydraulic
Inside helm position	Electrically adjustable seat
Emergency tiller	yes

## ACCOMMODATION

Cabins	2
Interior	teak
Floor	teak and holly
Open cockpit	yes
Saloon	yes
Headroom saloon (m)	1,90
Sliding roof	electric
Heating	diesel ducted hot air Webasto ST90
Air-conditioning	reverse cycle airco Chiller Webasto
Opening door to cockpit	yes
Galley	yes
Countertop	corian
Sink	stainless steel 2x with cooker
Cooker	induction
Oven	yes
Fridge	2x with freezing compartment
Hot water system	220V + engine 70l
Water pressure system	electrical
Owners cabin	French bed
Bed length (m)	2
Wardrobe	hanging/drawers/shelves
Bathroom	en suite
Toilet	en suite
Toilet system	electric



# DALE NELSON 45 CLASSIC

Wash basin	in the bathroom
Shower	en suite
Guest cabin 1	twin single
Bed length (m)	2x 2m
Wardrobe	hanging/drawers/shelves
Bathroom	en suite
Toilet	en suite
Toilet system	electric
Wash basin	in the bathroom
Shower	en suite

## MACHINERY

No of engines	2
Make	Caterpillar
Type	C9 Acert
HP	575
kW	423.20
Fuel	diesel
Year installed	2008
Maximum speed (kn)	30
Cruising speed (kn)	25
Engine hours	750
Engine cooling system	freshwater heat exchanger
Drive	shaft
Engine controls	electrical
Gearbox	hydraulic
Bowthruster	electric Vetus Side Powe
Sternthruster	electric Vetus Side Power
Exhaust	watercooled
Thrust bearing	yes
Propeller type	fixed



# DALE NELSON 45 CLASSIC

Propeller blades	4
Shaft lubrication	water
Manual bilge pump	yes
Electric bilge pump	yes
Electrical installation	12V/24V/220V
Generator	Kohler 6.5KW
Batteries	yes
Start battery	24V
Service battery	12V
Generator battery	12V
Battery monitor	yes
Battery charger/inverter	Victron 24V/3000W/70Ah
Shorepower	with cable
Insulation transformer	yes
Trimtabs	Volvo Penta

## NAVIGATION

Compass	Ritchie
Multi control display	2x Raymarine ST20
Depth sounder/log	Raymarine
Windset	Raymarine
VHF	Raymarine
Autopilot	Raymarine ST6002 Smart Pilot
Rudder angle indicator	yes
Radar/GPS/plotter	Raymarine E120
AIS transceiver	(2022) needs to be installed
Navigation lights	yes

## EQUIPMENT

Fixed windscreen	yes
Window cover	Inside




# DALE NELSON 45 CLASSIC

Cockpit cushions	yes
Bathing platform	yes
Boarding ladder	stainless steel
Transom door	Electric remote controll
Deck shower	(W+C)
Anchor	yes
Windlass	electrical
Sea railing	stainless steel
Grab rail (superstructure)	stainless steel
Life raft	valise (or bag)
Lifejackets	yes
Wiper	3x
Window ventilator	yes
Horn	yes
Fenders	yes
Mooring lines	yes
TV	Salon electric
TracVision ball	(needs to be serviced)
Surround Sound System	Bose
Auto extinguisher system	yes





# DALE NELSON 45 CLASSIC





# DALE NELSON 45 CLASSIC






# DALE NELSON 45 CLASSIC




# DALE NELSON 45 CLASSIC





# DALE NELSON 45 CLASSIC



# DALE NELSON 45 CLASSIC





# DALE NELSON 45 CLASSIC





# DALE NELSON 45 CLASSIC




# DALE NELSON 45 CLASSIC






# DALE NELSON 45 CLASSIC



# DALE NELSON 45 CLASSIC






# DALE NELSON 45 CLASSIC



## DALE NELSON 45 CLASSIC






# DALE NELSON 45 CLASSIC



# DALE NELSON 45 CLASSIC





# DALE NELSON 45 CLASSIC



# DALE NELSON 45 CLASSIC



## DALE NELSON 45 CLASSIC






# DALE NELSON 45 CLASSIC





# DALE NELSON 45 CLASSIC



# DALE NELSON 45 CLASSIC





# DALE NELSON 45 CLASSIC

