



DE VALK  
YACHT BROKERS

SIGMA 362



DE VALK  
YACHT BROKERS

BROKERAGE | CHARTER | BERTHS | FINANCE | INSURANCE | YACHT MANAGEMENT

## BROKER'S COMMENTS

Sigma sailing yachts are renowned for their performance under sail, in terms of seaworthiness, comfort and safety. Since 1981, these yachts have been built by the English yard Sigma Yachts. With two cabins, the necessary storage space and comfort, this Sigma 36 has been well uptodate adapted by the current owner. A highly appreciated yacht ready for departure with her new owner!

*Johan Nooitgedagt*

## SPECIFICATIONS

<b>Dimensions</b>	10.98 x 3.51 x 1.85 (m)	<b>Builder</b>	Sigma Yachts
<b>Built</b>	1986	<b>Cabins</b>	2
<b>Material</b>	GRP	<b>Berths</b>	6
<b>Engine(s)</b>	1 x Volvo 2003 diesel	<b>Hp/Kw</b>	28.00 (hp), 20.61 (kw)
<b>Asking price</b>	sold (VAT )	<b>Lying</b>	contact Hindeloopen

## CONTACT

<b>Sales office</b>	De Valk Hindeloopen B.V.	<b>Telephone</b>	+31 514 52 40 00
<b>Address</b>	Oosterstrand 1 8713 JS Hindeloopen NL	<b>E-mail</b>	hindeloopen@devalk.nl

## DISCLAIMER

These particulars are given in good faith as supplied but cannot be guaranteed.



## GENERAL

Model	SIGMA 362
Type	sailing yacht
LOA (m)	10,98
LWL (m)	8,76
Beam (m)	3,51
Draft (m)	1,85
Headroom (m)	1,90
Year built	1986
Builder	Sigma Yachts
Country	United Kingdom
Designer	David Thomas
Displacement (t)	5,6
Ballast (tonnes)	2,3
Hull material	GRP
Hull colour	white
Hull shape	round-bilged
Keel type	fin keel
Superstructure material	GRP
Deck material	GRP
Deck finish	non-skid paint
Superstructure deck finish	non-skid paint
Cockpit deck finish	non-skid paint Teak
Window frame	polymer 2018
Window material	tempered glass 2018
Deckhatch	2018
Fuel tank (litre)	polyethylene 80 ltr.
Level indicator (fuel tank)	yes
Freshwater tank (litre)	polyethylene
Level indicator (freshwater)	yes
Wheel steering	mechanical Refitted 2021



Emergency tiller

yes

## ACCOMMODATION

Cabins

2

Berths

6

Interior

teak

Floor

teak and holly

Headroom saloon (m)

Approx. 1,90 mtr.

Heating

diesel ducted hot air | Eberspächer 2018

Chart table

yes

Galley

yes

Countertop

stainless steel

Sink

stainless steel

Cooker

calor gas | Plastimo | 2 pits

Oven

Plastimo

Fridge

yes

Water pressure system

electrical

Manual and/or foot pump

yes

Owners cabin

double bed

Bed length (m)

1,90 mtr.

Wardrobe

hanging and shelves

Bathroom

en suite

Toilet

2021

Toilet system

manual

Wash basin

yes

Shower

yes

Guest cabin 1

v-bed

Bed length (m)

2 mtr.

Wardrobe

hanging and shelves

## MACHINERY



No of engines	1
Make	Volvo
Type	2003
HP	28
kW	20.61
Fuel	diesel
Year installed	1986
Maximum speed (kn)	7
Cruising speed (kn)	6
Consumption (l/hr)	2
Engine hours	Approx. 3600
Engine cooling system	freshwater heat exchanger
Drive	shaft
Engine controls	bowden cable
Gearbox	mechanical   2013
Exhaust	watercooled
Thrust bearing	yes
Propeller type	feathering AutoProp
Propeller blades	3
Propeller shaft material	stainless steel
Shaft lubrication	water
Manual bilge pump	yes
Electric bilge pump	yes
Start battery	1x renewed in 2016
Service battery	2x 75Ah   1x 55Ah   Optima   2019
Battery monitor	yes
Battery charger	yes
Inverter	yes
Solar panel	yes
Shorepower	with cable



## NAVIGATION

Compass	yes
Depth sounder	yes
Log	yes
Windset	yes
VHF	yes
Autopilot	yes
Radar	yes
GPS	yes
Navtex	Needs service
Navigation lights	yes

## EQUIPMENT

Sprayhood	yes
Cockpit table	yes
Boarding ladder	stainless steel
Anchor	yes
Anchor chain	11 mtr.
Anchor 2	yes
Outboard	Honda 2.3
Outboard support	yes
Sea railing	stainless steel
Grab rail (superstructure)	teak
Lifebuoy	yes
Fenders	5x
Mooring lines	yes
Radio-cd player	yes
Speakers in salon	yes
Fire extinguisher	3x
Extra info	scepter pots renewed



## RIGGING

Rigging	sloop
Standing rigging	wire 2013
Brand mast	Seldén
Material mast	aluminium
Spreaders	2 pair
Mainsail	new 2020 26m2
Mainsail cover	yes
Battcars	yes
Jib I	new 2020 14m2
Genoa II	29,5m2
Genoa furler	new 2020
Genoa cover	yes
Gennaker	yes
Stormjib	yes
Reefing System	slabreefing
Backstay adjuster	mechanical
Boomvang	gasspring
Primary sheet winch	2x
Secondary sheet winch	2x
Halyard winches	yes
Reefing winch	yes
Spi-pole	aluminium
Isolated backstay	yes





# SIGMA 362





























# SIGMA 362













# SIGMA 362

