



DE VALK
YACHT BROKERS



BENETEAU SWIFT TRAWLER 42



DE VALK
YACHT BROKERS

BENETEAU SWIFT TRAWLER 42

BROKER'S COMMENTS

Reknowned yachtbuilders Beneteau have created a new innovative line of fast trawler yachts. There is an abundance of space and accommodations onboard. Cruising the inland waterways or doing fast sea-going crossings, the Swift Trawler 42 can do it all . The twin Volvo Penta diesels provide ample power and with modern technology, are also economical in use. The layout and details have been well-thought through. So if you are contemplating the next step of full comfort motor boating, this Trawler 42 should be on your short list.

Joris van de Rijt

SPECIFICATIONS

Dimensions	13.60 x 4.17 x 1.15 (m)	Builder	Beneteau
Built	2007	Cabins	2
Material	GRP	Berths	6
Engine(s)	2 x Volvo Penta D6-310 EVC diesel	Hp/Kw	2 x 310.00 (hp), 228.16 (kw)
Asking price	sold (VAT)	Lying	at sales office

CONTACT

Sales office	De Valk Sint Annaland B.V.	Telephone	+31 (0)166 601 000
Address	Koelhuisweg 4 4697 RM Sint Annaland NL	E-mail	sintannaland@devalk.nl

DISCLAIMER

These particulars are given in good faith as supplied but cannot be guaranteed.



BENETEAU SWIFT TRAWLER 42

GENERAL

Model	BENETEAU SWIFT TRAWLER 42
Type	motor yacht
LOA (m)	13,60
Beam (m)	4,17
Draft (m)	1,15
Air draft (m)	7,70
Air draft min (m)	3,10
Headroom (m)	1,98
Year built	2007
Launched	First private use in 2012
Builder	Beneteau
Country	France
Designer	Joubert - Nivelt Design
Displacement (t)	10,9
CE norm	B
Hull material	GRP
Hull colour	blue
Hull shape	hard chine
Superstructure material	GRP
Rubbing strake	stainless steel
Deck material	GRP
Deck finish	teak
Superstructure deck finish	non-skid moulded in
Cockpit deck finish	teak
Antifouling (year)	Needs work
Window material	polycarbonate
Deckhatch	yes
Portholes	yes
Flybridge	yes
Flybridge cockpit cover	Needs some repair



Mast can be lowered	manual
Fuel tank (litre)	2 x 750
Level indicator (fuel tank)	yes
Freshwater tank (litre)	2 x 320
Level indicator (freshwater)	yes
Blackwater tank (litre)	yes
Blackwater tank extraction	deck extraction + uw line
Wheel steering	hydraulic
Flybridge helm position	hydraulic

ACCOMMODATION

Cabins	2
Berths	6
Interior	mahogany
Floor	wood
Open cockpit	yes
Pilot house/deck saloon	yes
Headroom saloon (m)	1,98
Heating	Webasto Airtop 5000
Dinette to convert into berth	yes
Sliding door to cockpit	yes
Galley	yes
Countertop	plastic
Sink	stainless steel
Cooker	calor gas Eno 3 Burner
Oven	Eno
Fridge	Galley + flybridge
Freezer	In fridge
Hot water system	220V + engine
Water pressure system	electrical
Owners cabin	double bed



BENETEAU SWIFT TRAWLER 42

Bed length (m)	1,95 x 1,55
Wardrobe	hanging/drawers/shelves
Bathroom	en suite I
Toilet	en suite
Toilet system	electric
Wash basin	in the bathroom
Shower	en suite
Guest cabin 1	double bed
Bed length (m)	2,20
Wardrobe	hanging/drawers/shelves
Bathroom	separate II
Toilet	separate
Toilet system	manual
Wash basin	in the bathroom
Shower	separate
Washing machine	Soba babynova 1000 in bathroom II
Extra info	Mosquito screen doors in salon needs work
Extra info	One thru hull sea cock of toilet system needs replacing

MACHINERY

No of engines	2
Make	Volvo Penta
Type	D6-310 EVC
HP	310
kW	228.16
Fuel	diesel
Year installed	2007
Maximum speed (kn)	26
Cruising speed (kn)	18
Consumption (l/hr)	13
Engine hours	1234



BENETEAU SWIFT TRAWLER 42

Engine cooling system	freshwater heat exchanger
Drive	shaft
Engine controls	electrical Volvo Penta with "low speed mode" for easy manouvering
Gearbox	hydraulic
Bowthruster	electric Max Power with remote
Sternthruster	electric Max Power with remote
Propeller type	fixed
Propeller blades	4
Propeller shaft material	stainless steel
Shaft lubrication	water
Manual bilge pump	yes
Electric bilge pump	yes
Electrical installation	12V/230V
Start battery	2 x
Service battery	4 x (need replacing)
Bowthruster battery	yes
Sternthruster battery	New 2023-08
Battery monitor	yes
Battery charger	Dolphin 40 Ah
Inverter	Victron 350 Watt
Shorepower	with cable
Trimtabs	Lenco
Extra info	P-bracket cutlass bearings need to be replaced

NAVIGATION

Compass	Plastimo
Compass on flybridge	Plastimo
Depth sounder/log	Via plotter
VHF	Raymarine Ray 240E
Autopilot	Raymarine ST6002



Rudder angle indicator	yes
Radar/GPS/plotter	Raymarine E120
Electronis chart(s)	yes
Navigation lights	yes
Searchlight	yes

EQUIPMENT

Fixed windscreen	On flybridge
Cockpit cover	Needs some repair
Bimini	yes
Cockpit cushions	On flybridge
Cockpit table	+ table on flybridge
Cockpit chairs	yes
Bathing platform	yes
Boarding ladder	stainless steel
Transom door	yes
Deck shower	yes
Anchor	CQR Plough
Anchor chain	yes
Windlass	electrical Lewmar
Capstan	On windlass
Sea railing	stainless steel + teak
Railing side opening gates	1 x on starboard side
Lifebuoy	yes
Wiper	3 x
Horn	electric
Radar reflector	yes
Fenders	yes
Mooring lines	yes
TV	LG
Radio-cd player	VDO



Cockpit speakers	yes
Speakers in salon	yes
Fire extinguisher	yes




BENETEAU SWIFT TRAWLER 42




BENETEAU SWIFT TRAWLER 42




BENETEAU SWIFT TRAWLER 42




BENETEAU SWIFT TRAWLER 42



BENETEAU SWIFT TRAWLER 42



BENETEAU SWIFT TRAWLER 42



BENETEAU SWIFT TRAWLER 42




BENETEAU SWIFT TRAWLER 42




BENETEAU SWIFT TRAWLER 42




BENETEAU SWIFT TRAWLER 42





BENETEAU SWIFT TRAWLER 42



BENETEAU SWIFT TRAWLER 42



BENETEAU SWIFT TRAWLER 42





BENETEAU SWIFT TRAWLER 42



BENETEAU SWIFT TRAWLER 42



BENETEAU SWIFT TRAWLER 42



BENETEAU SWIFT TRAWLER 42



BENETEAU SWIFT TRAWLER 42



BENETEAU SWIFT TRAWLER 42



BENETEAU SWIFT TRAWLER 42



BENETEAU SWIFT TRAWLER 42



