



DE VALK  
YACHT BROKERS



## NIMBUS 380 COUPE



DE VALK  
YACHT BROKERS

# NIMBUS 380 COUPE

## BROKER'S COMMENTS

Designed by Rolf Eliasson Nimbus 380 Coupe from 2002. This Nimbus 380 Coupe named "BACANA" is a beautiful example of Scandinavian craftsmanship. A user-friendly motor yacht that performs well on inland waters as well as coastal waters. The "Bacana" is equipped with two strong and reliable Volvo Penta TAMD 41P engines and bow thruster, making the motor yacht very easy to maneuver. The interior features a spacious saloon and two spacious cabins. This makes a longer stay on board extremely comfortable.

*Jochem Heijermans*

## SPECIFICATIONS

|                     |                                 |                |                                 |
|---------------------|---------------------------------|----------------|---------------------------------|
| <b>Dimensions</b>   | 11.60 x 3.60 x 1.10 (m)         | <b>Builder</b> | Nimbus Boats AB                 |
| <b>Built</b>        | 2002                            | <b>Cabins</b>  | 2                               |
| <b>Material</b>     | GRP                             | <b>Berths</b>  | 4                               |
| <b>Engine(s)</b>    | 2 x Volvo Penta TAMD 41P diesel | <b>Hp/Kw</b>   | 2 x 200.00 (hp), 147.20 (kw)    |
| <b>Asking price</b> | sold (VAT )                     | <b>Lying</b>   | elsewhere / Not at sales office |

## CONTACT

|                     |                          |                  |                   |
|---------------------|--------------------------|------------------|-------------------|
| <b>Sales office</b> | De Valk Belgium          | <b>Telephone</b> | +32 586 80 218    |
| <b>Address</b>      | 1401 PT Nieuwpoort<br>BE | <b>E-mail</b>    | belgium@devalk.nl |

## DISCLAIMER

These particulars are given in good faith as supplied but cannot be guaranteed.



# NIMBUS 380 COUPE

## GENERAL

|                             |                             |
|-----------------------------|-----------------------------|
| Model                       | NIMBUS 380 COUPE            |
| Type                        | motor yacht                 |
| LOA (m)                     | 11,60                       |
| Beam (m)                    | 3,60                        |
| Draft (m)                   | 1,10                        |
| Air draft (m)               | 3,30                        |
| Year built                  | 2002                        |
| Builder                     | Nimbus Boats AB             |
| Country                     | Sweden                      |
| Designer                    | Rolf Eliasson/Nimbus Design |
| Displacement (t)            | 7                           |
| CE norm                     | B                           |
| Hull material               | GRP                         |
| Hull colour                 | off-white                   |
| Hull shape                  | deep-V                      |
| Superstructure material     | GRP                         |
| Rubbing strake              | rubber                      |
| Deck material               | GRP                         |
| Deck finish                 | non-skid moulded in         |
| Superstructure deck finish  | non-skid moulded in         |
| Cockpit deck finish         | teak                        |
| Antifouling (year)          | 2021                        |
| Window frame                | aluminium                   |
| Window material             | tempered glass              |
| Deckhatch                   | 3x                          |
| Portholes                   | aluminium                   |
| Radar arch                  | yes                         |
| Fuel tank (litre)           | 755                         |
| Level indicator (fuel tank) | yes                         |
| Freshwater tank (litre)     | 450                         |



# NIMBUS 380 COUPE

|                              |           |
|------------------------------|-----------|
| Level indicator (freshwater) | yes       |
| Blackwater tank (litre)      | 70        |
| Wheel steering               | hydraulic |

## ACCOMMODATION

|                               |  |
|-------------------------------|--|
| Cabins                        | 2  |
| Berths                        | 4  |
| Interior                      | teak                                       |
| Floor                         | carpet                                     |
| Saloon                        | yes  |
| Headroom saloon (m)           | 2,1  |
| Sliding roof                  | manual 2x                                  |
| Heating                       | diesel ducted hot air Needs to be serviced |
| Heating 2                     | yes  |
| Dinette to convert into berth | yes  |
| Galley                        | yes  |
| Countertop                    | wood                                       |
| Sink                          | stainless steel                            |
| Cooker                        | electric 1 burner                          |
| Microwave/oven combi          | Samsung                                    |
| Fridge                        | With freezing compartment                  |
| Hot water system              | 220V + engine                              |
| Water pressure system         | electrical                                 |
| Owners cabin                  | French bed                                 |
| Wardrobe                      | hanging and drawers                        |
| Bathroom                      | en suite                                   |
| Toilet                        | en suite                                   |
| Toilet system                 | electric                                   |
| Wash basin                    | in the bathroom                            |
| Shower                        | en suite                                   |
| Guest cabin 1                 | double bed                                 |



# NIMBUS 380 COUPE

Wardrobe

hanging and drawers

## MACHINERY

No of engines

2

Make

Volvo Penta

Type

TAMD 41P

HP

200

kW

147.20

Fuel

diesel

Year installed

2002

Maximum speed (kn)

22

Cruising speed (kn)

16

Engine hours

Circa 1200

Engine cooling system

freshwater heat exchanger

Drive

shaft

Engine controls

bowden cable

Gearbox

hydraulic

Bowthruster

electric QL 5Kw

Exhaust

watercooled

Propeller type

fixed

Propeller blades

4

Shaft lubrication

water

Manual bilge pump

yes

Electric bilge pump

yes

Batteries

yes

Start battery

1

Service battery

4

Battery charger/inverter

Mastervolt Combi 12V/1500W/65Ah

Shorepower

with cable

Trimtabs

yes



# NIMBUS 380 COUPE

## NAVIGATION

|                        |                                |
|------------------------|--------------------------------|
| Compass                | yes                            |
| Depth sounder/log      | Autohelm Bidata                |
| VHF                    | Raymarine 240E                 |
| Autopilot              | Raymarine Smart Pilot ST 6001+ |
| Rudder angle indicator | Raymarine Smart Pilot ST 6001+ |
| Plotter/GPS            | Raymarine SL 530               |
| Navigation lights      | yes                            |

## EQUIPMENT

|                            |                 |
|----------------------------|-----------------|
| Fixed windscreen           | yes             |
| Cockpit cover              | yes             |
| Winter cover               | yes             |
| Cockpit cushions           | yes             |
| Bathing platform           | yes             |
| Boarding ladder            | stainless steel |
| Transom door               | yes             |
| Anchor                     | yes             |
| Windlass                   | electrical      |
| Sea railing                | stainless steel |
| Grab rail (superstructure) | stainless steel |
| Pushpit                    | yes             |
| Pulpit                     | yes             |
| Wiper                      | yes             |
| Horn                       | electric        |
| Fenders                    | yes             |
| Mooring lines              | yes             |
| Radio                      | yes             |
| Cockpit speakers           | yes             |
| Speakers in salon          | yes             |
| Clock - barometer          | yes             |





# NIMBUS 380 COUPE






# NIMBUS 380 COUPE



# NIMBUS 380 COUPE



# NIMBUS 380 COUPE





## NIMBUS 380 COUPE



# NIMBUS 380 COUPE



# NIMBUS 380 COUPE






# NIMBUS 380 COUPE




# NIMBUS 380 COUPE







# NIMBUS 380 COUPE




# NIMBUS 380 COUPE







## NIMBUS 380 COUPE




# NIMBUS 380 COUPE





# NIMBUS 380 COUPE




## NIMBUS 380 COUPE





## NIMBUS 380 COUPE



# NIMBUS 380 COUPE






## NIMBUS 380 COUPE




# NIMBUS 380 COUPE





# NIMBUS 380 COUPE



# NIMBUS 380 COUPE

