



DE VALK  
YACHT BROKERS



## BOARNCRUISER 40 CLASSIC LINE



DE VALK  
YACHT BROKERS

# BOARNCRUISER 40 CLASSIC LINE

## BROKER'S COMMENTS

Boarncruiser 40 Classic Line from the year 2003, built by the Boarnstream Yachting from the Frisian Irnsum, the yard has been active in building beautiful motor yachts since 1964. This 40 Classic Line is ready to go, condition of interior exterior and technique are great. A fully equipped motor yacht with inside and outside steering, double glazing, central heating beautiful spacious owner's cabin and a guest cabin that is also fully equipped. You can view the Boarncruiser 40CL seven days a week in our covered sales marina in Sneek.

*Henk de Vries*

## SPECIFICATIONS

<b>Dimensions</b>	12.40 x 4.35 x 1,10 / 0.00 (m)	<b>Builder</b>	Boarnstream/ Hokwerda Irnsum
<b>Built</b>	2003	<b>Cabins</b>	2
<b>Material</b>	Steel	<b>Berths</b>	4
<b>Engine(s)</b>	1 x Perkins M135 diesel	<b>Hp/Kw</b>	135.00 (hp), 99.36 (kw)
<b>Asking price</b>	sold (VAT )	<b>Lying</b>	at sales office

## CONTACT

<b>Sales office</b>	De Valk Sneek	<b>Telephone</b>	+31 (0)515 42 80 30
<b>Address</b>	Zwolsmanweg 7 8606 KC Sneek NL	<b>E-mail</b>	sneek@devalk.nl

## DISCLAIMER

These particulars are given in good faith as supplied but cannot be guaranteed.



# BOARNCRUISER 40 CLASSIC LINE

## GENERAL

<b>Model</b>	BOARNCRUISER 40 CLASSIC LINE
<b>Type</b>	motor yacht
<b>LOA (m)</b>	12,40
<b>Beam (m)</b>	4,35
<b>Draft min (m)</b>	1,10
<b>Air draft min (m)</b>	2,70
<b>Headroom (m)</b>	2,00
<b>Year built</b>	2003
<b>Launched</b>	2003
<b>Builder</b>	Boarnstream/ Hokwerda Irnsum
<b>Country</b>	The Netherlands
<b>Designer</b>	Werner Yacht Design
<b>Displacement (t)</b>	17
<b>CE norm</b>	B
<b>Hull material</b>	steel
<b>Hull colour</b>	blue
<b>Hull thickness (mm)</b>	5
<b>Hull shape</b>	multi hard chine
<b>Keel type</b>	long keel
<b>Superstructure material</b>	GRP
<b>Deck plate thickness (mm)</b>	4
<b>Rubbing strake</b>	fender rope
<b>Deck material</b>	steel
<b>Deck finish</b>	paint
<b>Superstructure deck finish</b>	paint
<b>Cockpit deck finish</b>	teak
<b>Dorades</b>	yes
<b>Window material</b>	double glazing
<b>Deckhatch</b>	yes
<b>Portholes</b>	yes



# BOARNCRUISER 40 CLASSIC LINE

Insulation	rockwool
Mast can be lowered	hydraulic
Fuel tank (litre)	steel 2 X 300
Level indicator (fuel tank)	Wema
Freshwater tank (litre)	2 X 200
Level indicator (freshwater)	Wema
Blackwater tank (litre)	250
Level indicator (blackwater)	Wema
Blackwater tank extraction	deck extraction + pump
Wheel steering	hydraulic
Inside helm position	yes
Outside helm position	hydraulic

## ACCOMMODATION

Cabins	2
Berths	4
Interior	cherry
Floor	carpet & teak and holly
Aft deck	yes
Saloon	yes
Headroom saloon (m)	1,95
Heating	central heating Webasto
Aft Cabin	yes
Dinette	yes
Opening door to aft deck	yes
Galley	yes
Countertop	plastic
Sink	stainless steel
Cooker	4-pits Pelgrim
Extractor	Exactum
Microwave/oven combi	Panasonic Dimension4



# BOARNCRUISER 40 CLASSIC LINE

<b>Fridge</b>	yes
<b>Freezer</b>	In the fridge
<b>Hot water system</b>	220V or central heating & AquaH Marine 45ltr Boiler 220V
<b>Water pressure system</b>	electrical
<b>Owners cabin</b>	French bed
<b>Bed length (m)</b>	2,0
<b>Wardrobe</b>	hanging/drawers/shelves
<b>Bathroom</b>	en suite
<b>Toilet</b>	en suite
<b>Toilet system</b>	electric Tecma
<b>Wash basin</b>	at the toilet
<b>Shower</b>	en suite
<b>Guest cabin 1</b>	v-bed
<b>Bed length (m)</b>	2,0
<b>Wardrobe</b>	drawers and shelves
<b>Bathroom</b>	shared
<b>Toilet</b>	shared
<b>Toilet system</b>	electric Tecma
<b>Wash basin</b>	at the toilet
<b>Washing machine/dryer combi</b>	Siemens 6143

## MACHINERY

<b>No of engines</b>	1
<b>Make</b>	Perkins
<b>Type</b>	M135
<b>HP</b>	135
<b>kW</b>	99.36
<b>Fuel</b>	diesel
<b>Maximum speed (kn)</b>	8
<b>Cruising speed (kn)</b>	6
<b>Consumption (l/hr)</b>	6



# BOARNCRUISER 40 CLASSIC LINE

Engine hours	2445
Engine cooling system	freshwater heat exchanger
Drive	shaft
Engine controls	electrical Morse
Gearbox	Hurth HSW 450A 2.04:1
Bowthruster	electric Max Power
Sternthruster	electric Max Power
Exhaust	watercooled
Propeller type	fixed
Propeller blades	4 (22" x 15")
Propeller shaft material	stainless steel 40 mm
Shaft lubrication	water
Manual bilge pump	yes
Electric bilge pump	yes
Electrical installation	12V / 220V
Generator	silent separator Fisher Panda
Running hours generator	226
Batteries	9
Start battery	1
Service battery	4x AGM Deep Cycle 180 Ah
Generator battery	1
Bowthruster battery	1
Sternthruster battery	1
Windlass battery	1
Battery monitor	Mastervolt
Battery charger	yes
Inverter	yes
Battery charger/inverter	Mastervolt Dakar Combi 12/1500-65
Shorepower	with cable

## NAVIGATION



# BOARNCRUISER 40 CLASSIC LINE

Compass	2x Raymarine ST60
Depth sounder/log	2x Raymarine ST60 "Tridata"
VHF	2x Compass CX-800 & Shipmate 8300
Radar/GPS/plotter	Raymarine C80
AIS transponder	Simrad AI50 class:B
Navigation lights	yes

## EQUIPMENT

Fixed windscreen	yes
Sprayhood	yes
Dodger	yes
Bimini	yes
Bathing platform	yes
Boarding ladder	stainless steel
Gangway	yes
Anchor	yes
Anchor chain	yes
Windlass	electrical Lofrans Airon, with remote control
Davits	stainless steel
Davits controls	manual
Sea railing	stainless steel
Grab rail (superstructure)	stainless steel
Railing side opening gates	yes
Wiper	6 x
Horn	electric
Fenders	yes
Mooring lines	yes
Radio-cd player	Media Player MXD337BT
Speakers in salon	yes
Clock - barometer	yes
Fire extinguisher	yes







# BOARNCRUISER 40 CLASSIC LINE



# BOARNCRUISER 40 CLASSIC LINE



# BOARNCRUISER 40 CLASSIC LINE



# BOARNCRUISER 40 CLASSIC LINE



# BOARNCRUISER 40 CLASSIC LINE



# BOARNCRUISER 40 CLASSIC LINE



# BOARNCRUISER 40 CLASSIC LINE



# BOARNCRUISER 40 CLASSIC LINE







# BOARNCRUISER 40 CLASSIC LINE




# BOARNCRUISER 40 CLASSIC LINE




# BOARNCRUISER 40 CLASSIC LINE



# BOARNCRUISER 40 CLASSIC LINE




# BOARNCRUISER 40 CLASSIC LINE



# BOARNCRUISER 40 CLASSIC LINE



# BOARNCRUISER 40 CLASSIC LINE



# BOARNCRUISER 40 CLASSIC LINE

