



DE VALK  
YACHT BROKERS



## BAVARIA 46 CRUISER - CUSTOM LINE



DE VALK  
YACHT BROKERS

# BAVARIA 46 CRUISER - CUSTOM LINE

## BROKER'S COMMENTS

This Bavaria 46 Cruiser Custom Line is a particularly well-equipped and comfortable sailing yacht, offered by her second owner. With a bow thruster and electric winches, she is easy to handle – even with a small crew. What makes this boat truly unique are the many high-quality, custom-made modifications. The previous owners lived on board for seven years, resulting in a well-thought-out and practical layout with many extras. An ideal cruiser for beautiful voyages or comfortable living aboard. Contact our office in Sint Annaland to schedule a viewing on board (just 1 hour south of Rotterdam).

*Jan-Ward van Dantzig*

## SPECIFICATIONS

<b>Dimensions</b>	13.99 x 4.35 x 1.95 (m)	<b>Builder</b>	Bavaria Yachtbau
<b>Built</b>	2006	<b>Cabins</b>	3
<b>Material</b>	GRP	<b>Berths</b>	4
<b>Engine(s)</b>	1 x Volvo Penta D2-75 diesel	<b>Hp/Kw</b>	75.00 (hp), 55.20 (kw)
<b>Asking price</b>	Under Offer (VAT )	<b>Lying</b>	elsewhere / Not at sales office

## CONTACT

<b>Sales office</b>	De Valk Sint Annaland B.V.	<b>Telephone</b>	+31 (0)166 601 000
<b>Address</b>	Koelhuisweg 4 4697 RM Sint Annaland NL	<b>E-mail</b>	sintannaland@devalk.nl

## DISCLAIMER

These particulars are given in good faith as supplied but cannot be guaranteed.



# BAVARIA 46 CRUISER - CUSTOM LINE

## GENERAL

Model	BAVARIA 46 CRUISER - CUSTOM LINE
Type	sailing yacht
LOA (m)	13,99
Beam (m)	4,35
Draft (m)	1,95
Air draft (m)	20,00
Headroom (m)	2,00
Year built	2006
Builder	Bavaria Yachtbau
Country	Germany
Designer	J & J Design
Displacement (t)	11
Ballast (tonnes)	cast iron 3,3
CE norm	A
Hull material	GRP
Hull colour	blue Majestic Blue with a silver striping (spray-painted in 2006)
Hull shape	round-bilged
Keel type	fin keel
Superstructure material	GRP Majestic Blue striping (spray-painted in 2006)
Rubbing strake	stainless steel
Deck material	GRP
Deck finish	teak (original 8 mm) refurbished in 2019 (sanded and new caulking)
Superstructure deck finish	teak (original 8 mm) refurbished in 2019 & non-skid moulded in
Cockpit deck finish	teak (original 6 mm) and 8mm on cockpit edges - refurbished in 2019
Antifouling (year)	June 2025
Dorades	1 x
Window frame	aluminium
Window material	polycarbonate
Deckhatch	Lewmar (in front cabin with a rollo)



<b>Portholes</b>	aluminium Lewmar
<b>Insulation</b>	foam
<b>Fuel tank (litre)</b>	polyethylene 320
<b>Level indicator (fuel tank)</b>	yes
<b>Freshwater tank (litre)</b>	polyethylene 2 x 325
<b>Level indicator (freshwater)</b>	yes
<b>Blackwater tank (litre)</b>	polyethylene 2 x 60 (1 x not in use at the moment)
<b>Level indicator (blackwater)</b>	1 x
<b>Blackwater tank extraction</b>	deck extraction + uw line 2 x (1 x not in use at the moment)
<b>Wheel steering</b>	cable steering 2 x stainless steel Lewmar steering wheel
<b>Outside helm position</b>	2 x Whitlock pedestal
<b>Emergency tiller</b>	Stainless steel
<b>More info on hull</b>	All old antifouling layers were removed from the under water hull in 2019, after which 2 layers of 2 component primer, a hard and a self-polishing antifouling were applied. Incidentally, in June 2025 a new layer of antifouling was applied and the anodes were renewed
<b>More info on paintwork</b>	yes
<b>Extra info</b>	Teak has been refurbished in 2019 (sanded and new caulking)
<b>Extra info</b>	Spade rudder (Jefa needle bearing mounted & rudder checked in 2012).
<b>Extra info</b>	6 x Stainless steel mooring cleat (so also amidships) with stainless steel protection strips fitted next to it. Reinforced alloy clamps on the stern (for the mooring lines). Small storage in the bow, accessible via the front deck.

## ACCOMMODATION

<b>Cabins</b>	3
<b>Berths</b>	4
<b>Interior</b>	mahogany (blond) with grey upholstery (New in 2017)
<b>Floor</b>	woodprint New in 2016 (teak and holly look-a-like)
<b>Saloon</b>	yes
<b>Headroom saloon (m)</b>	1,90 - 1,96



<b>Heating</b>	diesel ducted hot air Planar 4.4 kW with 4 blowing points (New in 2018)
<b>Heating 2</b>	diesel ducted hot air Webasto 5.000
<b>Chart table</b>	On starboard side - with a stainless steel bar next to it - Headroom : 1,90 m
<b>Aft Cabin</b>	2 x
<b>Dinette</b>	In 2016 Custom Made rotatable, foldable and adjustable in height saloon table
<b>Galley</b>	On port side - customised in 2016 - Headroom : 1,92 - 1,96 m
<b>Countertop</b>	plastic Custom Made and mounted in 2016
<b>Sink</b>	stainless steel 2 x
<b>Cooker</b>	calor gas Dometic is Moonlight Three (New in 2018) 3 x burner
<b>Oven</b>	Dometic
<b>Fridge</b>	2 x Waeco (front opening) in main bulkhead (New in 2018)
<b>Freezer</b>	2 x Small freezing compartment (in both fridges)
<b>Hot water system</b>	220V + engine Isothemp 40 Liter (New in 2018)
<b>Water pressure system</b>	electrical Silence water pump with a carbon filter for clean drinking water
<b>Dishwasher</b>	Carad (New in 2016)
<b>Owners cabin</b>	French bed In front cabin - Headroom : 1,77 - 1,85 m
<b>Bed length (m)</b>	2,10 x 1,65
<b>Wardrobe</b>	hanging and shelves
<b>Bathroom</b>	shared Headroom : 1,80 - 1,88 m
<b>Toilet</b>	shared
<b>Toilet system</b>	electric Extra large Domatic toilet (New, including new hoses in 2017)
<b>Wash basin</b>	in the bathroom
<b>Extra info</b>	Luxury Neptune (Latex 7-zone 14 cm thick) mattresses (New in 2017) in the owners cabin with Neptune slatted base underneath. Small removable Qlima dehumidifier in owners cabin. The cupboard doors in the front bathroom were replaced with wooden doors in 2018. A wooden floor has been applied in the front bathroom. If you would like to have a shower in this bathroom again, the wooden floor can be taken out easily



# BAVARIA 46 CRUISER - CUSTOM LINE

<b>Guest cabin 1</b>	single bed Starboard side aft cabin - Headroom : 1,90 - 1,95 m
<b>Bed length (m)</b>	2,05 x 1,10/1,25
<b>Wardrobe</b>	hanging and shelves
<b>Bathroom</b>	shared Headroom : 1,93 m
<b>Wash basin</b>	in the bathroom
<b>Shower</b>	shared
<b>Extra info</b>	Bed in the starboard aft cabin could be widened to 1.65 m. New upholstery on the mattress in this cabin in 2018
<b>Guest cabin 2</b>	single bed Port side aft cabin - Headroom : 1,90 - 1,95 m
<b>Bed length (m)</b>	2,05 x 0,90
<b>Wardrobe</b>	hanging and shelves
<b>Extra info</b>	Bed in Port side aft cabin could be widened to 1.25 m. In 2018, a washing machine was installed in the port side aft cabin and additional cupboards were fitted.
<b>Guest cabin 3</b>	Port side in centre of boat - Headroom : 1,85 - 1,90 m
<b>Extra info</b>	Headroom in passage from saloon to the front : 1,80 m. The bunk-bed cabin was changed to a walk-in wardrobe, but could be changed to a bunk bed cabin again. The original parts and mattresses are not available anymore
<b>Washing machine</b>	New in 2016
<b>Extra info</b>	230 Volt sockets (via inverter) in all cabins & bathrooms
<b>Extra info</b>	In 2016 a Custom Made saloon sofa (for 2 persons) was installed next to the saloon table, with underneath a drawer and also a storage space (to slid a pouf into). Renewed in 2018 : new grey upholstery on the ceiling & on the wall covering in the owners cabin, new LED ceiling lighting, new spotlights on the main bulkhead, new grey curtains.

## MACHINERY

<b>No of engines</b>	1
<b>Make</b>	Volvo Penta
<b>Type</b>	D2-75
<b>HP</b>	75
<b>kW</b>	55.20



<b>Fuel</b>	diesel
<b>Year installed</b>	2006
<b>Maximum speed (kn)</b>	9
<b>Cruising speed (kn)</b>	8
<b>Consumption (l/hr)</b>	3,7
<b>Engine cooling system</b>	freshwater heat exchanger
<b>Drive</b>	sail-drive
<b>Saildrive seal</b>	2017
<b>Engine controls</b>	bowden cable
<b>Bowthruster</b>	electric Vetus TSL 150 - 125 kgf 8 HP (2006) & 6 bladed propeller (2012)
<b>Exhaust</b>	watercooled
<b>Propeller type</b>	fixed (New in 2013)
<b>Propeller blades</b>	3
<b>Manual bilge pump</b>	1 x
<b>Electric bilge pump</b>	1 x
<b>Electrical installation</b>	12 & 220 Volt
<b>Start battery</b>	1 x 125 AH (New in 2021)
<b>Service battery</b>	3 x 260 Ah Mastervolt Gel (New in 2021) & 1 x 180 Ah AGM Deep Cycle (for electric winches)
<b>Bowthruster battery</b>	2 x 50 AH Optima Red Top (New in 2021)
<b>Battery monitor</b>	Mastervolt Battery Monitor BTM-III (2008)
<b>Battery charger</b>	1 x Mastervolt Mass 12V/80A (engine & service batteries), 1 x Mastervolt 12V25A (winch batteries), 1 x Quick SBC 45A (bowthruster batteries)
<b>Inverter</b>	Mastervolt Mass Sine 12 Volt / 2000 Watt
<b>Diode battery combiners</b>	125 A alternator with 4 connections (to all 4 battery banks)
<b>Shorepower</b>	with cable Connection on bow & stern. Long & short cable present
<b>Extra info</b>	TL-light in engine compartment
<b>Extra info</b>	Mastervolt Inverter Charger Controller



## Extra info

The engine has been serviced in June 2025. The oil in the Saildrive S150 was renewed in 2020. 2x Diesel filter (manual switchable). Diesel additive has always been added when refueling.

## NAVIGATION

### Compass

2 x Plastimo - on the pedestals

### Depth sounder

yes

### Depth sounder/log

Raymarine ST60+ Tridata

### Log

yes

### Windset

Raymarine ST60+

### Repeater

Raymarine ST60+ Multi at chart table

### VHF

1 x Raymarine Ray 240E DSC class D (incl. NMEA for GPS connection) with a loudspeaker at the chart table & a loudspeaker plus a second handset in the cockpit & 1 x Navman 7200 VHF with Distress function (installed at the chart table)

### VHF handheld

Raymarine Ray 101E

### Autopilot

Raymarine ST6001+ with a Lewmar Drive & equipped with Rate Gyro & AST and a wireless Raymarine S100 Remote Control

### Rudder angle indicator

Via autopilot

### Radar

Raymarine 2kW Dome

### GPS

Raytheon RC435i chart plotter (at the chart table)

### Radar/GPS/plotter

2 x Raymarine E80. The display in the cockpit is installed in a stainless steel and turnable bracket on the cockpit table

### Electronic chart(s)

Old (can't be updated anymore)

### AIS transceiver

AdvanSea Class B AIS (viewable on the Raymarine E80)

### Navigation lights

yes

### Extra info

Stainless steel antenna pole on the stern

## EQUIPMENT

### Sprayhood with grab rail

Dark blue (New in 2012. In June 2025 serviced, re-stitched & fitted with new windows)





Cockpit cover	Dark blue (New in 2017). All side-panels can be completely removed. The aft of the cockpit cover has 3 panels, the centre one is a door.
Bimini	Dark blue (New in 2017. In June 2025 serviced, re-stitched & fitted with a new roof-window)
Cockpit cushions	Custom Made in grey with blue/creme striping (New in 2017)
Cockpit table	Fixed - covered with teak, folding side panels
Bathing platform	Covered with teak - refurbished in 2019 (sanded & new caulking)
Boarding ladder	stainless steel (telescopic)
Deck shower	At bathing platform (hot & cold pressured water)
Anchor	Delta
Anchor chain	10 mm - 30 m
Windlass	electrical Lewmar with remote on the bow
Sea railing	wire Double wired (renewed in 2020)
Grab rail (superstructure)	stainless steel
Railing side opening gates	On both sides
Pushpit	Stainless steel
Pulpit	Custom Made in stainless steel, from opening gates to stern
Life raft	XM ORC mounted in a stainless steel bracket on superstructure
Life raft (pers)	container 6
Last life raft survey	2015 - needs to be surveyed or renewed
Lifebuoy	1 x White Besto horse shoe buoy & 1 x Life Sling
Safety lines on deck	yes
Radar reflector	Tri-Lens in mast head
Fenders	yes
Mooring lines	yes
TV	Samsung Smart TV (New in 2018) mounted on a rail and sinks electrically into the backrest of the center saloon sofa (Installed in 2018)
Radio-cd player	JVC radio/cd-player (New in 2017)
Speakers in salon	2 x connected to radio/cd-player
Clock - barometer	Clock & digital Barometer with history in the navigation area
Fire extinguisher	5 x



**Latest extinguisher survey**

Need to be checked / renewed

**Extra info**

4 x Stainless steel eye in the cockpit (for life-line)

**Extra info**

First Alert carbon monoxide detector & smoke detector

**Extra info**

Stazo anti burglary lock on entrance doors. There is a stainless steel ladder, to hang on the side of the boat, to make it easier to get on board.

## RIGGING

**Rigging**

fractional 19/20

**Standing rigging**

wire

**Brand mast**

Seldén

**Material mast**

aluminium

**Spreaders**

2 Sets of spreaders

**Mainsail**

Elvstrom: Furling mainsail - High Tech Laminated

**Fully battened mainsail**

Vertical full battend (EMS battens)

**Stoway mast**

Manual Selden Furlin mast with an electric winch

**High aspect**

Elvstrom Offshore 100% (2007) with a new (2019) blue UV strip

**Genoa furler**

Furlex 300S (can be controlled via an electric winch)

**Gennaker**

Elvstrom Cruising Offshore Gennaker with a furler (2008)

**Reefing System**

main in-mast furling

**Backstay adjuster**

mechanical Hasselfors

**Boomvang**

gasspring Rodkicker

**Genoa sheetwinches**

2 x electric Andersen 52 ST (2008)

**Halyard winches**

2 x Lewmar 50 ST

**Spinnaker winch**

2 x Lewmar 46 ST

**Spi-pole**

aluminium Selden - hanging on a rails in front of the mast

**Gennaker pole**

aluminium Selden - removable (2008)

**Extra info**

Mainsail & HA Jib cleaned in 2019 & after that hardly used

**Extra info**

Running rigging renewed in 2020. All hallyards can be operated from the cockpit. Spinnlock halyard jammers in the cockpit. Stainless steel wire cutter.



# BAVARIA 46 CRUISER - CUSTOM LINE




# BAVARIA 46 CRUISER - CUSTOM LINE





# BAVARIA 46 CRUISER - CUSTOM LINE





## BAVARIA 46 CRUISER - CUSTOM LINE





# BAVARIA 46 CRUISER - CUSTOM LINE





# BAVARIA 46 CRUISER - CUSTOM LINE





## BAVARIA 46 CRUISER - CUSTOM LINE






## BAVARIA 46 CRUISER - CUSTOM LINE



## BAVARIA 46 CRUISER - CUSTOM LINE





# BAVARIA 46 CRUISER - CUSTOM LINE




# BAVARIA 46 CRUISER - CUSTOM LINE






# BAVARIA 46 CRUISER - CUSTOM LINE



# BAVARIA 46 CRUISER - CUSTOM LINE





# BAVARIA 46 CRUISER - CUSTOM LINE





## BAVARIA 46 CRUISER - CUSTOM LINE




## BAVARIA 46 CRUISER - CUSTOM LINE






# BAVARIA 46 CRUISER - CUSTOM LINE

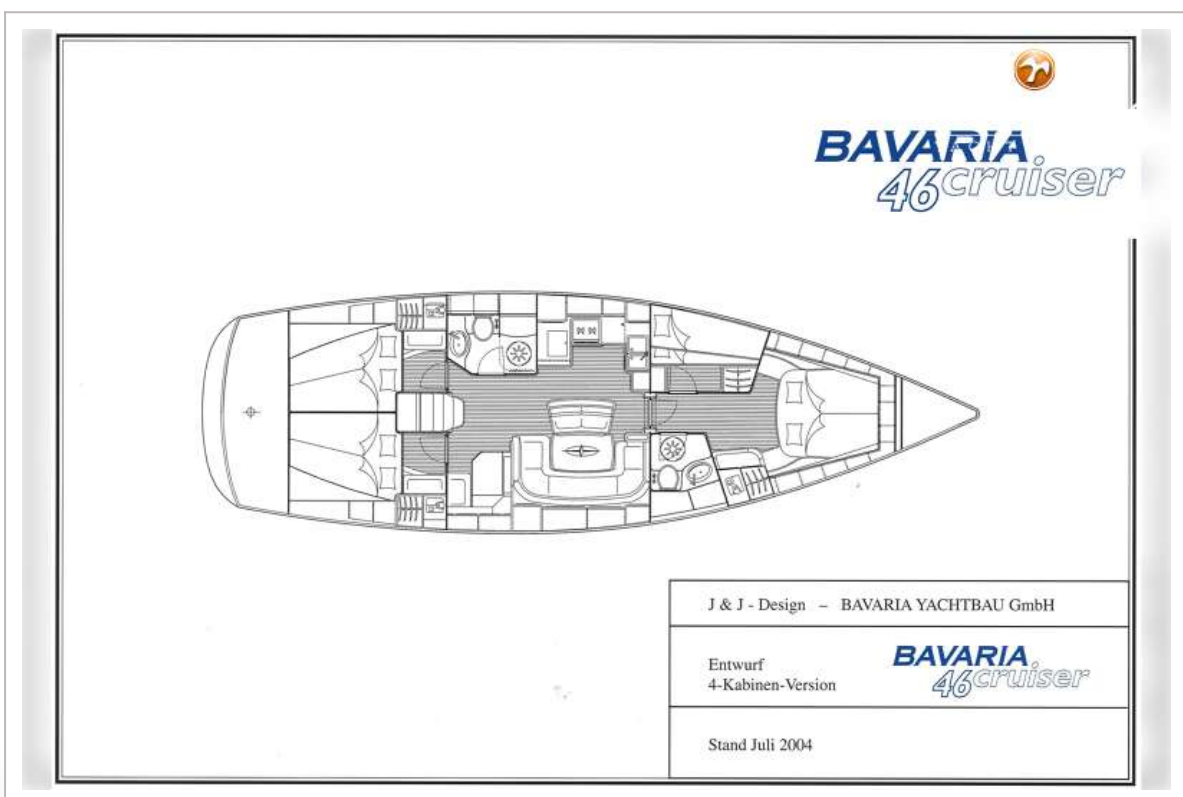


## BAVARIA 46 CRUISER - CUSTOM LINE

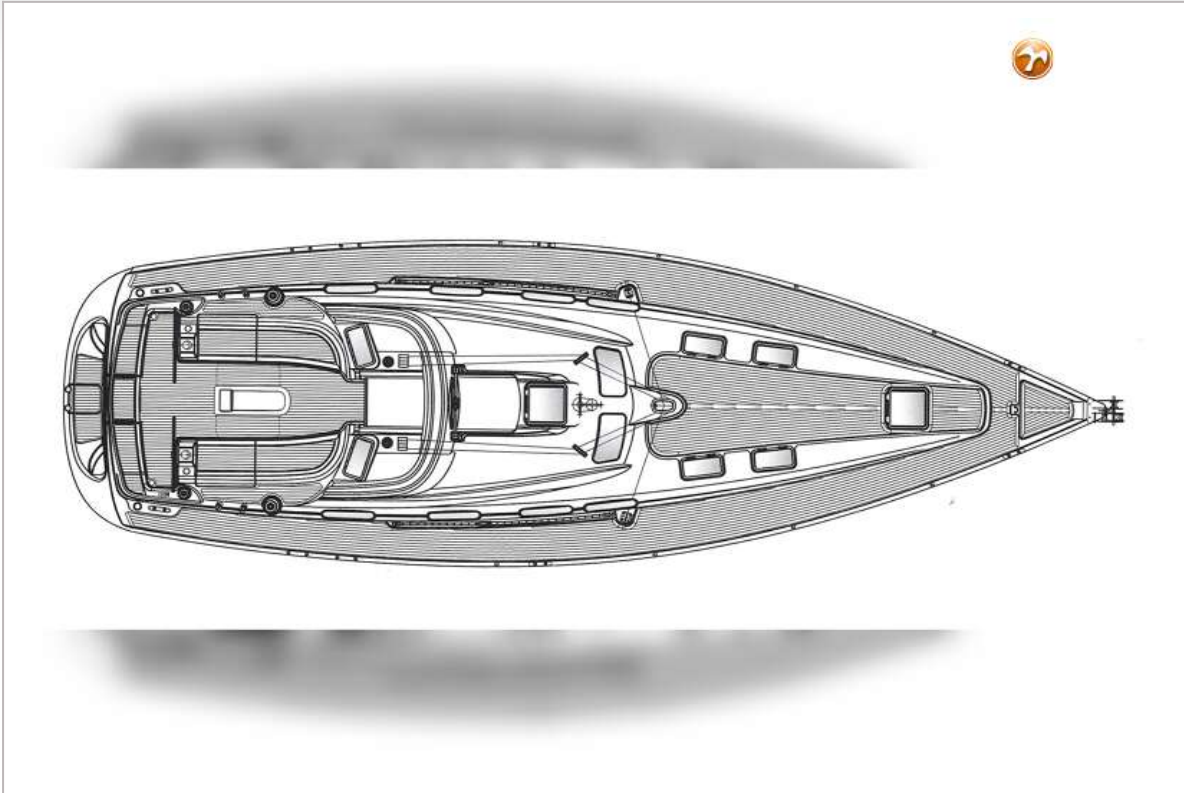




# BAVARIA 46 CRUISER - CUSTOM LINE



# BAVARIA 46 CRUISER - CUSTOM LINE





## BAVARIA 46 CRUISER - CUSTOM LINE

