



DE VALK
YACHT BROKERS



HERSHINE 61 PILOTHOUSE



DE VALK
YACHT BROKERS

HERSHINE 61 PILOTHOUSE

BROKER'S COMMENTS

Custom built trawler from the famous Hershine Yard. Equipped with all the amenities you can wish for, like stabilizers, twin gen sets, central heating, airco, hydraulic thrusters, full beam owner state room etc this long distance motor yacht will make you feel at home in the both higher and lower latitudes. Her large fuel tanks and modern diesels provide you the range to start exploring those far-away regions. So come onboard this Hershine 61' and you will be convinced that she is the excellent opportunity you have been looking for. Many updates in the last 3 years. CVO certified.

Pieter Bosma

SPECIFICATIONS

Dimensions	19.55 x 4.91 x 1.35 (m)	Builder	Hershine Marine Co., Ltd
Built	2006	Cabins	2
Material	GRP	Berths	6
Engine(s)	2 x Volvo Penta D6-370 diesel	Hp/Kw	2 x 370.00 (hp), 272.32 (kw)
Asking price	€ 649.000 (VAT Paid)	Lying	at sales office

CONTACT

Sales office	De Valk Sneek	Telephone	+31 (0)515 42 80 30
Address	Zwolsmanweg 7 8606 KC Sneek NL	E-mail	sneek@devalk.nl

DISCLAIMER

These particulars are given in good faith as supplied but cannot be guaranteed.



HERSHINE 61 PILOTHOUSE

GENERAL

Model	HERSHINE 61 PILOTHOUSE
Type	motor yacht
LOA (m)	19,55
Beam (m)	4,91
Draft (m)	1,35
Air draft (m)	7,05
Air draft min (m)	5,00
Headroom (m)	2,00
Year built	2006
Builder	Hershine Marine Co., Ltd
Country	Taiwan
Displacement (t)	40
CE norm	A
Hull material	GRP
Hull colour	blue
Hull shape	hard chine
Keel type	long keel
Superstructure material	GRP
Rubbing strake	stainless steel
Deck material	GRP
Deck finish	non-skid moulded in Partly teak and
Cockpit deck finish	teak
Dorades	yes
Window frame	Gleud windows
Window material	double glazing
Deckhatch	yes
Portholes	stainless steel
Flybridge cover	yes
Flybridge suncover	yes
Radar arch	collapsible Hydraulic



HERSHINE 61 PILOTHOUSE

Fuel tank (litre)	aluminium 4x 750 Ltr and 1x 2000 Ltr
Level indicator (fuel tank)	yes
Freshwater tank (litre)	stainless steel 800 Ltr
Level indicator (freshwater)	yes
Blackwater tank (litre)	stainless steel 300 Ltr
Level indicator (blackwater)	yes
Blackwater tank extraction	deck extraction + pump
Inside helm position	yes
Outside helm position	Docking station
Flybridge helm position	yes
More info on paintwork	Awl Grip 2 component Flag Blue
Extra info	Tank Sentry system
Extra info	Built to CE class A and has a CVO certifikat.
Extra info	stair and deck lightning

ACCOMMODATION

Cabins	2
Berths	6
Interior	cherry
Floor	carpet
Open cockpit	yes
Pilot house	yes
Saloon	yes
Headroom saloon (m)	2.05 m.
Heating	central hot water Kabola KB 45 Ecoline (2016)
Air-conditioning	reverse cycle airco Cruise Air 1x 10.000 1x 12.000 1x 16.000 and 1x 24.000 Btu
Navigation center	yes
Chart table	yes
Dinette	in Pilothouse
Sliding door to cockpit	Stainless Steel



HERSHINE 61 PILOTHOUSE

Galley	yes
Countertop	marble
Sink	stainless steel Double
Cooker	induction Atag 4 burner
Extractor	Siemens
Microwave/oven combi	Siemens
Fridge	yes
Freezer	yes
Hot water system	on central heating
Water pressure system	electrical
Dishwasher	Siemens
Owners cabin	French bed
Bed length (m)	2.10 x 1.60 m.
Wardrobe	hanging/drawers/shelves
Bathroom	en suite
Toilet	en suite
Toilet system	electric
Wash basin	in the bathroom
Shower	en suite
Extra info	TV in ownerscabin
Guest cabin 1	French bed
Bed length (m)	2,05 x 1,50 m.
Wardrobe	hanging/drawers/shelves
Bathroom	en suite
Toilet	en suite
Toilet system	electric
Wash basin	in the bathroom
Shower	en suite
Extra info	TV in guestcabin
Washing machine	Siemens
Dryer	Siemens
Wet bar	with grill and washbasin on the flybridge



Extra info yes

MACHINERY

No of engines	2
Make	Volvo Penta
Type	D6-370
HP	370
kW	272.32
Fuel	diesel
Year installed	2006
Maximum speed (kn)	14
Cruising speed (kn)	7
Consumption (l/hr)	22
Engine hours	872
Engine cooling system	freshwater heat exchanger
Drive	shaft
Shaft seal	yes
Engine controls	electrical Volvo Penta EVC
Gearbox	hydraulic ZF
Bowthruster	hydraulic 35 HP
Sternthruster	hydraulic 25 Hp
Exhaust	watercooled
Thrust bearing	yes
Propeller type	fixed
Propeller blades	4
Propeller shaft material	stainless steel
Shaft lubrication	water
Manual bilge pump	yes
Electric bilge pump	yes
Bilge alarm	yes
Electrical installation	12/24/240 V



HERSHINE 61 PILOTHOUSE

Generator	Northern Light 12 Kw
Running hours generator	532 uur
Generator 2	Northern light 4,5 Kw
Running hours generator 2	204 uur
Start battery	2x 220 A AGM
Service battery	4x 220 AGM
Generator battery	1x 120 A
Battery charger/inverter	2x Victron Phoenix Multiplus 24/3000/70
Shorepower	with cable
Insulation transformer	Victron 3600
Watermaker	HRO Seafari (not in use)
Stabilizers	fin Trac Digital
Extra info	consumption (both engine's running) 1500 rpm - 22 ltr/h, 1800 - 50 ltr/h, 2000 60 ltr/h, max 3500 - 151 ltr/h
Extra info	twin Alternators
Extra info	hydraulic pumps on both engine and on the main generator

NAVIGATION

Compass	Ritchie
Compass on flybridge	Ritchie
Electric compass	Raymarine
Multi control display	Raymarine I70 s - 3x
Depth sounder	Raymarine
Log	Raymarine
VHF	2x Raymarine Ray240E one on the fly and one on the below steering position Raymarine Ray 53 and
Autopilot	with Tillersteer and EV1 coerscomputer and ACU 300 computer Raymarine
Rudder angle indicator	Raymarine
Radar	4Kw Magnum
GPS	Raymarine Ray 53



HERSHINE 61 PILOTHOUSE

Radar/GPS/plotter	Raymarine AR200 Augmented Reality Raymarine Axiom XL16 2x, Raymarine Axiom Plus 12RV
Electronic chart(s)	yes
AIS transceiver	yes
Camera	4 camera's for navigation, one Flir camera in the engine room
Navigation lights	yes
Searchlight	Sanshin with remote control
Extra info	Sailor Thrane & Thrane receiver (not in use)
Extra info	Almost all navigation equipment has been recently replaced

EQUIPMENT

Cockpit cover	yes
Bimini	yes
Window cover	yes
Cockpit cushions	yes
Cockpit table	yes
Bathing platform	yes
Boarding ladder	yes
Transom door	2x
Gangway	Besenzoni
Deck shower	yes
Anchor	CQR Plough
Anchor chain	60 mtr
Windlass	hydraulic Lewmar, controlled from both steering positions
Capstan	Lewmar
Deck wash	yes
Dinghy	rigid inflatable Conrad
Outboard	Yamaha 15 Hp
Deck crane	electric Brower 1000 LBs
Sea railing	yes
Railing side opening gates	yes




HERSHINE 61 PILOTHOUSE



Life raft	container
Life raft (pers)	6
Last life raft survey	Needs inspection
Danbuoy	yes
Wiper	3x
Horn	yes
Fenders	yes
Mooring lines	yes
TV	Samsung on lift
Radio	Alpine
Speakers in salon	yes
Clock - barometer	yes
Fire extinguisher	yes
Auto extinguisher system	yes
Extra info	Waverunner jetski and 2 Essence 17 Canoo's




HERSHINE 61 PILOTHOUSE



HERSHINE 61 PILOTHOUSE




HERSHINE 61 PILOTHOUSE





HERSHINE 61 PILOTHOUSE




HERSHINE 61 PILOTHOUSE



HERSHINE 61 PILOTHOUSE



HERSHINE 61 PILOTHOUSE



HERSHINE 61 PILOTHOUSE



HERSHINE 61 PILOTHOUSE




HERSHINE 61 PILOTHOUSE



HERSHINE 61 PILOTHOUSE



HERSHINE 61 PILOTHOUSE



HERSHINE 61 PILOTHOUSE



HERSHINE 61 PILOTHOUSE

