



BLOEMSMA KOTTER 10.50



BROKER'S COMMENTS

This aluminium-built Bloemsma Kotter was launched at the renowned yard in 1996. The vessel was built with the aim of making long voyages quickly and comfortably. Between 2020 and 2022 the vessel was completely refitted. And among other things, equipped with a new engine, completely repainted, fitted with a new Webasto CV, the batteries renewed and the upholstery and curtains were also renewed. The Bloemsma currently still has both masts and rigging, but these can easily be dismantled.

Mark Hesselmans

SPECIFICATIONS

| | | | |
|---------------------|-------------------------|----------------|-----------------------|
| Dimensions | 11.90 x 3.60 x 1.50 (m) | Builder | bloemsma |
| Built | 1994 | Cabins | 1 |
| Material | Aluminium | Berths | 4 |
| Engine(s) | 1 x Solé mini-44 diesel | Hp/Kw | 42.00 (hp), 0.00 (kw) |
| Asking price | € 167.500 (VAT Paid) | Lying | at sales office |

CONTACT

| | | | |
|---------------------|--|------------------|----------------------|
| Sales office | De Valk Loosdrecht B.V. | Telephone | +31 (0)35 582 90 30 |
| Address | 't Breukeleveense Meentje 6 1231LM Loosdrecht / Wijdmeren NL | E-mail | loosdrecht@devalk.nl |

DISCLAIMER

These particulars are given in good faith as supplied but cannot be guaranteed.



GENERAL

| | |
|-----------------------------|--------------------------------|
| Model | BLOEMSMA KOTTER 10.50 |
| Type | motor yacht |
| LOA (m) | 11,90 |
| Beam (m) | 3,60 |
| Draft (m) | 1,50 |
| Air draft (m) | 2,50 |
| Year built | 1994 |
| Builder | Bloemsma |
| Country | The Netherlands |
| Hull material | aluminium |
| Hull colour | blue |
| Hull shape | S-bilged |
| Keel type | long keel |
| Rubbing strake | aluminum |
| Deck material | aluminium |
| Deck finish | non-skid paint |
| Superstructure deck finish | paint |
| Cockpit deck finish | teak |
| Antifouling (year) | 2022 |
| Window frame | aluminium |
| Window material | glass |
| Portholes | aluminium |
| Insulation | foam |
| Fuel tank (litre) | 300 |
| Level indicator (fuel tank) | +sight gage |
| Fuel daytank (litre) | Filled via a handpump 75 litre |
| Level indicator (daytank) | sight gage |
| Freshwater tank (litre) | 300 |
| Blackwater tank (litre) | yes |
| Blackwater tank extraction | pump Pump renewed in 2022 |



Wheel steering

hydraulic

More info on paintwork

the complete boat has been painted with De IJssel Double Coat in 2022

ACCOMMODATION

Cabins

1

Berths

4

Interior

teak

Floor

teak and holly

Open cockpit

yes

Pilot house

yes

Headroom saloon (m)

1.95

Heating

Webasto Thermo Top Evo 2022

Opening door to cockpit

teak

Galley

yes

Countertop

marble

Sink

stainless steel

Cooker

Gimballed

Oven

Gimballed, needs maintenance

Fridge

compressor

Hot water system

on central heating

Water pressure system

electrical

Owners cabin

v-bed

Wardrobe

hanging and shelves

Toilet

shared Electric 2022

Toilet system

electric

Shower

shared

Wardrobe

drawers

MACHINERY

No of engines

1



| | |
|---------------------------------|---|
| Make | Solé |
| Type | Mini-44 |
| HP | 42 |
| Fuel | diesel |
| Year installed | 2021 |
| Engine hours | 58 |
| Engine cooling system | freshwater heat exchanger |
| Drive | shaft |
| Engine controls | bowden cable |
| Gearbox | hydraulic |
| Exhaust | watercooled |
| Propeller type | fixed |
| Propeller shaft material | stainless steel |
| Electric bilge pump | Jabsco 2022 |
| Start battery | 1x 2021 |
| Service battery | 2x 2021 |
| Battery charger | Vetus 30A |
| Solar panel | Not connected |
| Diode battery combiners | 2021 |
| Shorepower | with cable |
| Extra info | The fresh water, blackwater and bilge pumps are renewed in 2022 |

NAVIGATION

| | |
|--------------------------|-----------------------------|
| Compass | yes |
| Depth sounder | Sonar via phone application |
| Depth sounder/log | Tacktick |
| Autopilot | Raymarine |
| Navtex | yes |
| Navigation lights | yes |



EQUIPMENT

| | |
|----------------------------|---------------------------------------|
| Bimini | yes |
| Boarding ladder | aluminum |
| Anchor | CQR Plough |
| Anchor chain | yes |
| Windlass | electrical Remote + dashboard control |
| Sea railing | wire |
| Railing side opening gates | yes |
| Pushpit | yes |
| Pulpit | yes |
| Wiper | yes |
| Horn | electric Stainless |
| Fenders | yes |
| Mooring lines | yes |







BLOEMSMA KOTTER 10.50









BLOEMSMA KOTTER 10.50




BLOEMSMA KOTTER 10.50




BLOEMSMA KOTTER 10.50



BLOEMSMA KOTTER 10.50





BLOEMSMA KOTTER 10.50



BLOEMSMA KOTTER 10.50



BLOEMSMA KOTTER 10.50



BLOEMSMA KOTTER 10.50

