



DE VALK
YACHT BROKERS



WAARSCHIP 1076 CUSTOM



DE VALK
YACHT BROKERS

WAARSCHIP 1076 CUSTOM

BROKER'S COMMENTS

Still with her first owner from new, this very special Custom Waarschip 1076 is now up for sale. Based upon an already very well design in the series of Waarschip sailing yachts, "Adventure" has many special features; improved mahogany/marineply/epoxy construction, lengthened hull, bathing platform, fixed doghouse, improved lead keel, taller rig and added performance. But what really makes her special is the bespoke built interior with lovely woodwork finishing, detailing and practical solutions. Must be seen to be appreciated. Very much a yacht for singlehanded sailing as well.

Marc Weijenberg

SPECIFICATIONS

Dimensions	12.00 x 3.80 x 1.70 (m)	Builder	Waarschip / Owner
Built	1997	Cabins	2
Material	Wood Epoxy	Berths	4
Engine(s)	1 x Volvo Penta MD2030 diesel	Hp/Kw	29.00 (hp), 21.34 (kw)
Asking price	sold (VAT)	Lying	The Netherlands

CONTACT

Sales office	De Valk Thuishaven	Telephone	+31 35 5829042
Address	Peperstraat 7 1411 PX Naarden NL	E-mail	thuishaven@devalk.nl

DISCLAIMER

These particulars are given in good faith as supplied but cannot be guaranteed.



GENERAL

Model	WAARSCHIP 1076 CUSTOM
Type	sailing yacht
LOA (m)	12,00
Beam (m)	3,80
Draft (m)	1,70
Air draft (m)	17,00
Headroom (m)	1,95
Year built	1997
Launched	1998
Builder	Waarschip / Owner
Country	The Netherlands
Designer	Klaas Kremer
Displacement (t)	6,4
Ballast (tonnes)	lead 2,4
Hull material	wood epoxy
Hull colour	blue
Hull shape	round-bilged
Keel type	bulb keel
Superstructure material	mahogany
Rubbing strake	stainless steel
Deck material	wood epoxy
Deck finish	teak
Superstructure deck finish	teak
Cockpit deck finish	teak
Dorades	stainless steel 2 x
Window frame	aluminium Gebo
Deckhatch	2 x
Portholes	Gebo
Insulation	foam plates 3cm
Fuel tank (litre)	stainless steel 100



Level indicator (fuel tank)	yes
Freshwater tank (litre)	epoxy 350 (in 3 tanks)
Level indicator (freshwater)	yes
Blackwater tank (litre)	epoxy 150
Blackwater tank extraction	deck extraction + pump
Wheel steering	rack & pinion Whitlock with woodtrim
Emergency tiller	yes
More info on hull	Hull in mahogany, fixed with stainless screws and epoxy. Decks in marineply/epoxy. Leadkeel with Bankirai fillet with stainless bolts mounted on layers of Multiforce Ocume wood/epoxy. Practically everything is bonded with epoxy. Better than standard versions.
More info on paintwork	Complete 2-comp system (12 layers Epifanes)

ACCOMMODATION

Cabins	2
Berths	4
Interior	Handcrafted Cherry with excellent details
Floor	teak
Saloon	yes
Headroom saloon (m)	1,95 - 2,04
Heating	diesel ducted hot air Webasto 3500
Chart table	yes
Aft Cabin	yes
Galley	yes
Countertop	wood
Sink	stainless steel 2 x
Cooker	Wallas 2 burner (diesel) + induction cooker (220v)
Oven	Wallas (diesel)
Microwave	Bosch (220v)
Fridge	Isotherm with holdingplate (12v)
Hot water system	220V + engine 20 ltr boyler



WAARSCHIP 1076 CUSTOM

Water pressure system	electrical
Owners cabin	double bed
Bed length (m)	coldfoam mattress (2017) 2,00 x 1,60 mtr
Wardrobe	hanging and shelves
Bathroom	shared
Toilet	shared
Toilet system	electric RM69
Wash basin	in the bathroom
Shower	shared
Guest cabin 1	twin single
Bed length (m)	2,00 x 0,60 mtr
Wardrobe	hanging/drawers/shelves
Extra info	Leather upholstery and ceiling trim. An overall finely handcrafted wooden interior with practical details. The owner is a professional cabinet maker.

MACHINERY

No of engines	1
Make	Volvo Penta
Type	MD2030
HP	29
kW	21.34
Fuel	diesel
Year installed	1997
Maximum speed (kn)	7,5
Cruising speed (kn)	6,5
Consumption (l/hr)	3
Engine cooling system	freshwater heat exchanger
Drive	shaft
Shaft seal	Volvo Penta
Engine controls	bowden cable
Gearbox	mechanical Volvo Penta MS2



Bowthruster	electric Vetus
Exhaust	watercooled
Propeller type	feathering Maxprop
Propeller blades	3
Propeller shaft material	stainless steel
Shaft lubrication	water
Manual bilge pump	1 x
Electric bilge pump	2 x
Electrical installation	12/220v
Start battery	1 x
Service battery	2 x
Bowthruster battery	1 x Optima
Battery monitor	on the switchpanel
Battery charger	Mastervolt 12v/60amp
Inverter	Mastervolt Sine 12-220v/2000watt
Solar panel	1 x
Shorepower	with cable
Extra info	Twin fuel filter system with change-over valves. Extra large Mastervolt 12v alternator.
Extra info	Engine and electrical installations were done professionally.
Extra info	Utility compressor installed.

NAVIGATION

Compass	C. Plath
Electric compass	via autopilot
Depth sounder/log	Simrad IS15
Windset	Simrad IS15
Repeater	yes
VHF	Shipmate RS8300 + extra cockpit set
Autopilot	Robertson AP20
GPS	2 x



Plotter	Brookes & Gatehouse V12 + Simrad in cockpit
Navtex	Weatherman
Electronic chart(s)	2 x
AIS transponder	Vesper Marine Class B
Navigation lights	yes
Searchlight	yes

EQUIPMENT

Fixed hardtop	Wood/epoxy with Gebo windows (1 opens)
Cockpit cover	(sloped)
Winter cover	with mast down and propped up on deck
Window cover	yes
Cockpit cushions	yes
Cockpit table	yes
Bathing platform	yes
Boarding ladder	yes
Deck shower	hot + cold water
Anchor	Bruce (stainless steel)
Anchor chain	20 mtrs (stainless steel)
Windlass	electrical Quick (12v)
Capstan	Quick (12v)
Deck wash	yes
Sea railing	yes
Grab rail (superstructure)	teak
Pushpit	yes
Pulpit	yes
Lifebuoy	yes
Safety lines on deck	yes
Fenders	yes
Mooring lines	yes
TV	yes



Radio-cd player	yes
Speakers in salon	yes
Fire extinguisher	(need to be replaced)
Extra info	safe

RIGGING

Rigging	Fractional-cutter
Standing rigging	(2000)
Brand mast	Proctor (2000)
Material mast	aluminium coated
Spreaders	2 x
Mainsail cover	+ Lazy Jacks
Battcars	Frederiksen with bearing track
Fully battened mainsail	Heineke Sails 35m2 (2000)
Jib	Heineke Sails 18m2 (2000)
High aspect	Heineke Sails 24 m2 (2000)
Genoa I	Heineke Sails 35m2 (2000)
Genoa II	Heineke Sails 29m2 (2000)
Genoa furler	Furlex
Genoa cover	yes
Cutter furler	Furlex
A-symetric spi	Heineke Sails 83m2 (2000 with rocon)
Booster	Heineke Sails twin (Bolle Jan)
Staysail	Heineke Sails (2000)
Reefing System	slabreefing
Backstay adjuster	tackle
Boomvang	mechanical Proctor
Primary sheet winch	2 x Lewmar 48ST
Secondary sheet winch	2 x Lewmar 30ST
Halyard winches	2 x Lewmar 40ST
Multifunctional winches	1 x Quick "extra hand" (electric)



Spi-pole


aluminium

Extra info

All halyards/sheets lead aft into the cockpit. Mainsail has 3 reefingpoints (2 of them in use). Currently the mast is taken of for the winter period.



WAARSCHIP 1076 CUSTOM





WAARSCHIP 1076 CUSTOM



WAARSCHIP 1076 CUSTOM




WAARSCHIP 1076 CUSTOM




WAARSCHIP 1076 CUSTOM



WAARSCHIP 1076 CUSTOM



WAARSCHIP 1076 CUSTOM



WAARSCHIP 1076 CUSTOM




WAARSCHIP 1076 CUSTOM





WAARSCHIP 1076 CUSTOM



WAARSCHIP 1076 CUSTOM




WAARSCHIP 1076 CUSTOM



WAARSCHIP 1076 CUSTOM




WAARSCHIP 1076 CUSTOM



WAARSCHIP 1076 CUSTOM





WAARSCHIP 1076 CUSTOM

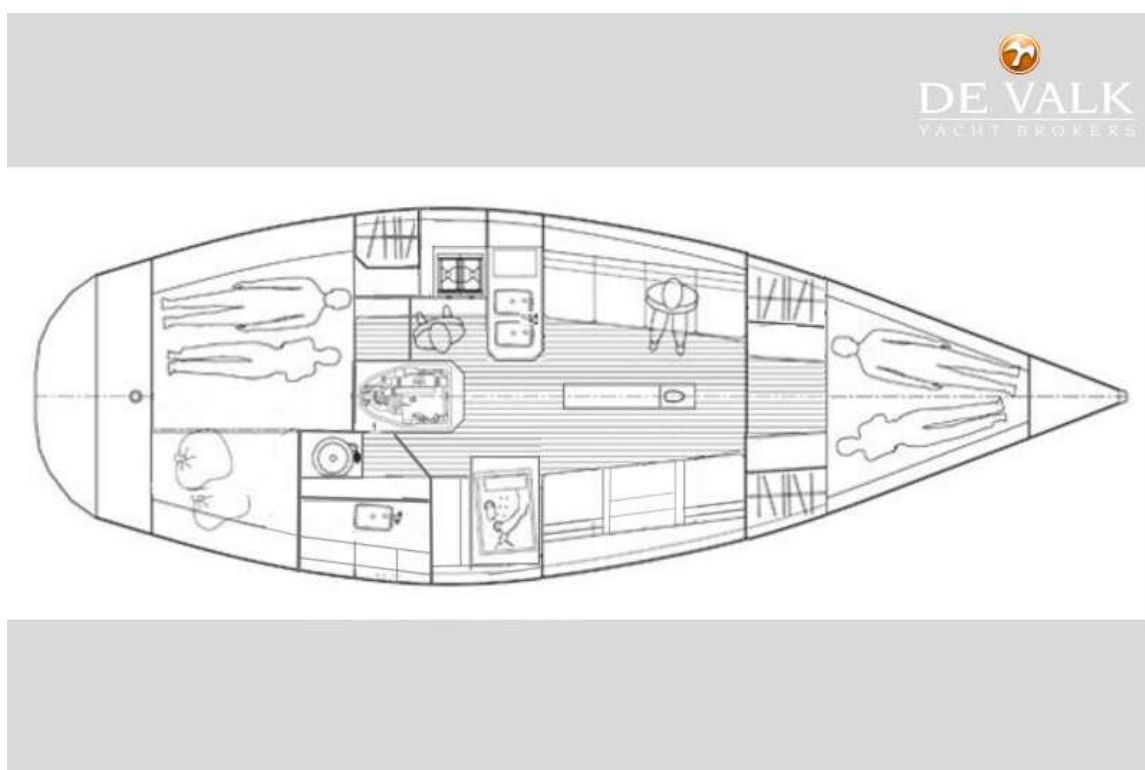


WAARSCHIP 1076 CUSTOM





WAARSHIP 1076 CUSTOM







WAARSCHIP 1076 CUSTOM



WAARSCHIP 1076 CUSTOM



WAARSCHIP 1076 CUSTOM

