



DE VALK  
YACHT BROKERS



## LINSSEN GRAND STURDY 380 SEDAN



DE VALK  
YACHT BROKERS

# LINSSSEN GRAND STURDY 380 SEDAN

## BROKER'S COMMENTS

Beautiful and very well equipped Linssen Grand Sturdy 380 Sedan called "m.maru". With its spacious ground floor living areas, this Linssen Grand Sturdy 380 Sedan is extremely comfortable to stay on board for long periods of time, its central heating and double glazing also makes it nice and warm during the winter months. Furthermore, the "m.maru" is also suitable for longer sea voyages because of her CE-B certification. Are you looking for a solid and seaworthy motor yacht with an open cockpit? Then contact De Valk Belgium for an appointment.

*Jochem Heijermans*

## SPECIFICATIONS

<b>Dimensions</b>	11.60 x 3.85 x 1.15 (m)	<b>Builder</b>	Linssen Yachts B.V., Maasbracht
<b>Built</b>	2004	<b>Cabins</b>	2
<b>Material</b>	Steel	<b>Berths</b>	4
<b>Engine(s)</b>	1 x Volvo Penta TAM31S diesel	<b>Hp/Kw</b>	100.00 (hp), 73.60 (kw)
<b>Asking price</b>	sold (VAT )	<b>Lying</b>	elsewhere / Not at sales office

## CONTACT

<b>Sales office</b>	De Valk Belgium	<b>Telephone</b>	+3258680218
<b>Address</b>	1401 PT Nieuwpoort Belgium	<b>E-mail</b>	belgium@devalk.nl

## DISCLAIMER

These particulars are given in good faith as supplied but cannot be guaranteed.



# LINSSEN GRAND STURDY 380 SEDAN

## GENERAL

Model	LINSSEN GRAND STURDY 380 SEDAN
Type	motor yacht
LOA (m)	11,60
Beam (m)	3,85
Draft (m)	1,15
Air draft min (m)	2,85
Headroom (m)	1,98
Year built	2004
Builder	Linssen Yachts B.V., Maasbracht
Country	The Netherlands
Designer	Linssen Yachts B.V
Displacement (t)	18
CE norm	B
Hull material	steel
Hull colour	blue
Hull shape	hard chine
Superstructure material	steel
Rubbing strake	fender rope
Deck material	steel
Deck finish	teak
Superstructure deck finish	non-skid paint
Cockpit deck finish	teak
Antifouling (year)	2022
Window frame	aluminium
Window material	double glazing
Deckhatch	4x
Portholes	aluminium
Mast can be lowered	manual
Fuel tank (litre)	steel 2x 450
Level indicator (fuel tank)	Gauge glass



# LINSSEN GRAND STURDY 380 SEDAN

Freshwater tank (litre)	polyethylene 2x 220
Level indicator (freshwater)	Vdo
Blackwater tank (litre)	polyethylene 440
Blackwater tank extraction	deck extraction + pump
Wheel steering	hydraulic
Inside helm position	yes
Emergency tiller	yes

## ACCOMMODATION

Cabins	2
Berths	4
Interior	cherry Alcantara upholst
Floor	teak and holly
Open cockpit	yes
Saloon	yes
Headroom saloon (m)	1,98
Heating	central heating Eberspächer D5WS
Opening door to cockpit	French doors
Galley	yes
Countertop	Askilan
Sink	stainless steel
Cooker	ceramic Siemens EH 51254
Fridge	Coolmatic 110l
Freezer	In fridge
Hot water system	220V + engine 42l boiler
Water pressure system	electrical
Owners cabin	French bed
Wardrobe	hanging and shelves
Bathroom	shared
Toilet	shared
Toilet system	electric



# LINSSEN GRAND STURDY 380 SEDAN

Wash basin	in the bathroom
Shower	shared
Guest cabin 1	bunk bed
Wardrobe	hanging and shelves
Extra info	Pop-up window

## MACHINERY

No of engines	1
Make	Volvo Penta
Type	TAMD31S
HP	100
kW	73.60
Fuel	diesel
Year installed	2004
Maximum speed (kn)	9
Cruising speed (kn)	7
Engine hours	4375
Engine cooling system	freshwater heat exchanger
Drive	shaft
Engine controls	bowden cable
Gearbox	hydraulic ZF
Bowthruster	electric Vetus 95kgf
Sternthruster	electric Vetus 95kgf
Thrust bearing	yes
Propeller type	fixed
Propeller blades	4
Propeller shaft material	stainless steel
Electric bilge pump	yes
Electrical installation	12V/220V
Generator	Onan 4Kva
Running hours generator	235



# LINSSEN GRAND STURDY 380 SEDAN

<b>Batteries</b>	yes
<b>Start battery</b>	2x 12V/52Ah
<b>Service battery</b>	2x 120Ah
<b>Bowthruster battery</b>	2x
<b>Sternthruster battery</b>	2x
<b>Battery monitor</b>	yes
<b>Battery charger</b>	Mastervolt 12V/60Ah
<b>Shorepower</b>	with cable

## NAVIGATION

<b>Electric compass</b>	Raymarine ST60 Compass
<b>Depth sounder/log</b>	Raymarine ST60 Tridata
<b>VHF</b>	Skanti Rhein Funk VHF1000P
<b>Autopilot</b>	Raymarine ST6001 Autopilot with Raytheon ST600R remote control
<b>Rudder angle indicator</b>	Raymarine ST60 Rudder
<b>Radar/GPS/plotter</b>	Raymarine C120
<b>Navigation lights</b>	yes
<b>Searchlight</b>	yes

## EQUIPMENT

<b>Cockpit cover</b>	(2019)
<b>Bimini</b>	yes
<b>Cockpit cushions</b>	yes
<b>Cockpit table</b>	yes
<b>Bathing platform</b>	yes
<b>Boarding ladder</b>	stainless steel
<b>Deck shower</b>	W+C
<b>Anchor</b>	Bruce
<b>Anchor chain</b>	35m
<b>Windlass</b>	electrical Vetus 1000W



# LINSSEN GRAND STURDY 380 SEDAN

Capstan	yes
Sea railing	stainless steel
Grab rail (superstructure)	stainless steel
Wiper	yes
Horn	electric
Fenders	yes
Mooring lines	yes
Radio	yes
Extra info	Roam X mobile router (WLAN/LAN) with electric lift and external






# LINSSEN GRAND STURDY 380 SEDAN





# LINSSEN GRAND STURDY 380 SEDAN





# LINSSEN GRAND STURDY 380 SEDAN



# LINSSEN GRAND STURDY 380 SEDAN







# LINSSEN GRAND STURDY 380 SEDAN



# LINSSEN GRAND STURDY 380 SEDAN




# LINSSEN GRAND STURDY 380 SEDAN






# LINSSEN GRAND STURDY 380 SEDAN



# LINSSEN GRAND STURDY 380 SEDAN






# LINSSEN GRAND STURDY 380 SEDAN




# LINSSEN GRAND STURDY 380 SEDAN





# LINSSEN GRAND STURDY 380 SEDAN





# LINSSEN GRAND STURDY 380 SEDAN





# LINSSEN GRAND STURDY 380 SEDAN





# LINSSEN GRAND STURDY 380 SEDAN








# LINSSEN GRAND STURDY 380 SEDAN



# LINSSEN GRAND STURDY 380 SEDAN



# LINSSEN GRAND STURDY 380 SEDAN





# LINSSEN GRAND STURDY 380 SEDAN






# LINSSEN GRAND STURDY 380 SEDAN



# LINSSEN GRAND STURDY 380 SEDAN



# LINSSEN GRAND STURDY 380 SEDAN

