



DE VALK
YACHT BROKERS



CLASSIC SAILING YACHT



DE VALK
YACHT BROKERS

CLASSIC SAILING YACHT

BROKER'S COMMENTS

Classic S/Y NAB 32 constructed in Germany by Nautic Boercherts Shipyard in Hamburg. Yacht designed to sail along the open seas despite her small size. Owner is an experienced captain who has used her privately. She can accommodate 5 guests. Very well maintained. Present owner since 2012.

Sofia Ilia-Salvanou

SPECIFICATIONS

Dimensions	9.70 x 3.00 x 1.45 (m)	Builder	Nautic Boercherts
Built	1976	Cabins	2
Material	GRP	Berths	5
Engine(s)	1 x SOLE MINI 34 diesel	Hp/Kw	31.00 (hp), 22.82 (kw)
Asking price	€ 35.000 (VAT Exempt)	Lying	elsewhere / Not at sales office

CONTACT

Sales office	De Valk Corfu	Telephone	(+30) 266 111 8095
Address	New Port of Corfu, near Gouvia Marina 490 83 Corfu GR	E-mail	corfu@devalk.nl

DISCLAIMER

These particulars are given in good faith as supplied but cannot be guaranteed.



CLASSIC SAILING YACHT

GENERAL

Model	CLASSIC SAILING YACHT
Type	sailing yacht
LOA (m)	9,70
LWL (m)	8,70
Beam (m)	3,00
Draft (m)	1,45
Headroom (m)	1,90
Year built	1976
Builder	Nautic Boercherts
Country	Germany
Displacement (t)	4,2
CE norm	NA
Hull material	GRP
Hull colour	white
Keel type	long keel
Superstructure material	GRP
Deck material	GRP
Deck finish	non-skid moulded in
Superstructure deck finish	non-skid moulded in
Cockpit deck finish	teak
Deckhatch	yes
Fuel tank (litre)	GRP 250
Level indicator (fuel tank)	yes
Freshwater tank (litre)	stainless steel
Wheel steering	cable steering
Outside helm position	yes
Tiller	yes
Extra info	Hull has been painted with ALL GRIP paint.

ACCOMMODATION



CLASSIC SAILING YACHT

Cabins	2
Berths	5
Interior	teak
Floor	teak
Saloon	yes
Headroom saloon (m)	1.90
Heating	diesel ducted hot air
Galley	yes
Countertop	wood
Sink	stainless steel
Cooker	calor gas
Oven	yes
Gas alarm	yes
Fridge	yes
Hot water system	220V + engine
Water pressure system	electrical
Crockery	yes
Owners cabin	double bed V Bed
Bed length (m)	2 m
Wardrobe	hanging and shelves
Bathroom	separate
Toilet	separate
Toilet system	manual
Wash basin	in the bathroom
Shower	separate
Guest cabin 1	single bed
Bathroom	separate
Toilet	separate
Toilet system	manual
Wash basin	in the bathroom
Shower	separate



MACHINERY

No of engines	1
Make	SOLE
Type	MINI 34
HP	31
kW	22.82
Fuel	diesel
Year installed	1999
Maximum speed (kn)	7
Cruising speed (kn)	6
Engine cooling system	seawater
Drive	shaft
Shaft seal	yes
Engine controls	bowden cable
Gearbox	mechanical
Propeller type	fixed
Propeller blades	3
Propeller shaft material	stainless steel
Shaft lubrication	water
Manual bilge pump	yes
Electric bilge pump	yes
Electrical installation	yes
Batteries	X 2
Start battery	X1
Service battery	X1
Inverter	yes
Battery charger/inverter	yes
Shorepower	with cable

NAVIGATION

Compass	yes
---------	-----



Depth sounder	yes
Forw. looking depth sounder	yes
Log	yes
VHF	DEBEG
Autopilot	yes
Radar	yes
GPS	yes
Weather receiver	yes
Navtex	Target Navtex PRO-NAV NASA Marine
Navigation lights	yes

EQUIPMENT

Sprayhood	yes
Cockpit cover	yes
Winter cover	yes
Window cover	yes
Cockpit cushions	yes
Cockpit table	yes
Boarding ladder	yes
Deck shower	yes
Anchor	CQR Plough
Anchor chain	yes
Windlass	electrical
Dinghy	inflatable
Outboard	yes
Outboard support	yes
Sea railing	stainless steel
Grab rail (superstructure)	stainless steel
Pushpit	yes
Pulpit	yes
Life raft	container



CLASSIC SAILING YACHT

Life raft (pers)	6
Lifejackets	yes
Safety harness	yes
Lifebuoy	yes
Wiper	yes
Clearview window	yes
Horn	air pressure
Radar reflector	yes
Fenders	yes
Mooring lines	yes
Spare parts	yes
Tools	yes
TV	yes
Radio-cd player	yes
DVD player	yes
Surround Sound System	yes
Cockpit speakers	yes
Speakers in salon	yes
Clock - barometer	yes
Fire extinguisher	yes

RIGGING

Rigging	sloop
Standing rigging	wire
Brand mast	Proctor
Material mast	aluminium
Spreaders	yes
Mainsail	yes
Mainsail cover	yes
Fully battened mainsail	yes
Jib	yes



CLASSIC SAILING YACHT


Genoa	yes
Spinnaker	yes
Boomvang	tackle
Primary sheet winch	yes
Genoa sheetwinches	yes
Halyard winches	yes
Multifunctional winches	halyard/sheet winches
Winchcovers	yes
Spi-pole	aluminium
Isolated backstay	yes





CLASSIC SAILING YACHT





CLASSIC SAILING YACHT



CLASSIC SAILING YACHT



CLASSIC SAILING YACHT




CLASSIC SAILING YACHT





CLASSIC SAILING YACHT



CLASSIC SAILING YACHT



CLASSIC SAILING YACHT





CLASSIC SAILING YACHT





CLASSIC SAILING YACHT




CLASSIC SAILING YACHT



CLASSIC SAILING YACHT



CLASSIC SAILING YACHT



CLASSIC SAILING YACHT



CLASSIC SAILING YACHT

