



ALMTRAWLER 1530 AD

ALMTRAWLER 1530 AD

BROKER'S COMMENTS

The Almtrawler 15.30 AD is the ideal vessel when it comes to making distant voyages across the sea or for voyages across France. The spacious interior of this ship makes life on board possible. For example, she is equipped with a spacious salon with the kitchen next to it. Below deck you will find two spacious cabins, both equipped with their own amenities. Looking for a ship suitable for inland and offshore waters please contact us.

Ian Pols

SPECIFICATIONS

Dimensions	15.30 x 4.85 x 1.40 (m)	Builder	Jacht- en scheepsbouw de alm
Built	2009	Cabins	2
Material	Steel	Berths	4
Engine(s)	1 x Perkins-Sabre M225Ti diesel	Hp/Kw	225.00 (hp), 165.60 (kw)
Asking price	on request (VAT Not paid)	Lying	elsewhere / Not at sales office

CONTACT

Sales office	De Valk Altena	Telephone	+31 162 727211
Address	Keizersveer 3A 4941 TA Raamsdonksveer NL	E-mail	altena@devalk.nl

DISCLAIMER

These particulars are given in good faith as supplied but cannot be guaranteed.



ALMTRAWLER 1530 AD

GENERAL

Model	ALMTRAWLER 1530 AD
Type	motor yacht
LOA (m)	15,30
LWL (m)	14,86
Beam (m)	4,85
Draft (m)	1,40
Air draft (m)	8,80
Air draft min (m)	3,50
Headroom (m)	1,90
Year built	2009
Builder	Jacht- en scheepsbouw de alm
Country	The Netherlands
Displacement (t)	34
CE norm	A
Hull material	steel
Hull colour	blue
Hull thickness (mm)	6
Hull shape	hard chine
Keel type	long keel
Bilge keels	All longitudinal and transverse frames additionally flued/ sealed
Superstructure material	steel
Deck plate thickness (mm)	4
Rubbing strake	rubber
Deck material	steel
Deck finish	teak
Superstructure deck finish	non-skid paint
Cockpit deck finish	teak
Antifouling (year)	2023 Hempel
Window frame	aluminium
Deckhatch	Thermoglas



ALMTRAWLER 1530 AD

Portholes	aluminium
Insulation	yes
Flybridge	yes
Flybridge cover	yes
Mast can be lowered	manual
Steadying sail with mast	yes
Fuel tank (litre)	steel 2 x 1360 L
Fuel tank 2 (litre)	steel 1000 L
Level indicator (fuel tank)	yes
Fuel daytank (litre)	steel 200 L
Freshwater tank (litre)	stainless steel 1500
Level indicator (freshwater)	yes
Blackwater tank (litre)	stainless steel 480
Level indicator (blackwater)	yes
Blackwater tank extraction	deck extraction + pump
Wheel steering	hydraulic
Inside helm position	yes
Flybridge helm position	hydraulic
More info on hull	AWLGRIP

ACCOMMODATION

Cabins	2
Berths	4
Interior	mahogany
Aft deck	yes
Pilot house	yes
Saloon	yes
Heating	central hot water
Chart table	yes
Galley	yes
Countertop	plastic



ALMTRAWLER 1530 AD

Sink	stainless steel
Cooker	calor gas 4
Oven	220V
Gas alarm	yes
Fridge	yes
Hot water system	on central heating
Water pressure system	electrical 220V
Dishwasher	yes
Hot water tap	yes
Coffee maker	yes
Owners cabin	double bed
Bed length (m)	2,20 x 1,40
Wardrobe	drawers and shelves
Bathroom	yes
Toilet	shared
Toilet system	electric
Wash basin	in the bathroom
Shower	en suite
Bath tub	en suite
Guest cabin 1	double bed
Bed length (m)	2,20 x 1,40
Wardrobe	hanging/drawers/shelves
Bathroom	separate
Toilet	separate
Toilet system	electric
Wash basin	in the bathroom
Shower	separate
Washing machine	yes
Dryer	yes

MACHINERY



ALMTRAWLER 1530 AD

No of engines	1
Make	Perkins-Sabre
Type	M225Ti
HP	225
kW	165.60
Fuel	diesel
Engine hours	3000
Engine cooling system	freshwater heat exchanger
Drive	shaft
Engine controls	manual
Gearbox	hydraulic
Bowthruster	hydraulic
Sternthruster	hydraulic
Exhaust	watercooled
Thrust bearing	yes
Propeller type	fixed
Propeller shaft material	stainless steel
Shaft lubrication	water
Manual bilge pump	1x
Electric bilge pump	3x
Bilge alarm	3x
Electrical installation	24 V-DC 220 V-AC
Generator	Fischer-Panda 8000NE, 6,5kW
Running hours generator	Ca. 440
Start battery	2x 200 Ah
Service battery	6x 600 Ah
Battery monitor	Victron
Battery charger/inverter	Victron Quattro 24/220/5000
Shorepower	with cable
Insulation transformer	yes



NAVIGATION

Compass	Furuno
Depth sounder	Furuno
Log	Furuno
VHF	2x
VHF handheld	yes
Autopilot	Furuno
Rudder angle indicator	yes
Radar	yes
GPS	yes
Plotter	yes
Navtex	yes
Personal computer	Furuno NavNet 3D
Electronic chart(s)	MaxSea/ Jeppeson
AIS receiver	yes
Navigation lights	yes
Searchlight	yes
Loudhailer	Furuno intercom

EQUIPMENT

Bimini	yes
Bathing platform	yes
Transom door	yes
Deck shower	yes
Anchor	yes
Anchor chain	13mm, 90m
Windlass	hydraulic
Deck wash	yes
Deck crane	manual Mast
Sea railing	stainless steel
Grab rail (superstructure)	yes




ALMTRAWLER 1530 AD

Life raft	valise (or bag)
Lifejackets	yes
Lifebuoy	yes
Wiper	yes
Horn	air pressure
Fenders	yes
Mooring lines	yes
Spare parts	2x motor service 1x pressure water system 1x Victron-quatro
TV	PC
Radio-cd player	yes
DVD player	PC
Clock - barometer	yes
Fire extinguisher	yes
Latest extinguisher survey	Dec-23
Extinguisher in engine room	yes
Auto extinguisher system	yes



ALMTRAWLER 1530 AD




ALMTRAWLER 1530 AD




ALMTRAWLER 1530 AD



ALMTRAWLER 1530 AD




ALMTRAWLER 1530 AD



ALMTRAWLER 1530 AD



ALMTRAWLER 1530 AD




ALMTRAWLER 1530 AD




ALMTRAWLER 1530 AD




ALMTRAWLER 1530 AD



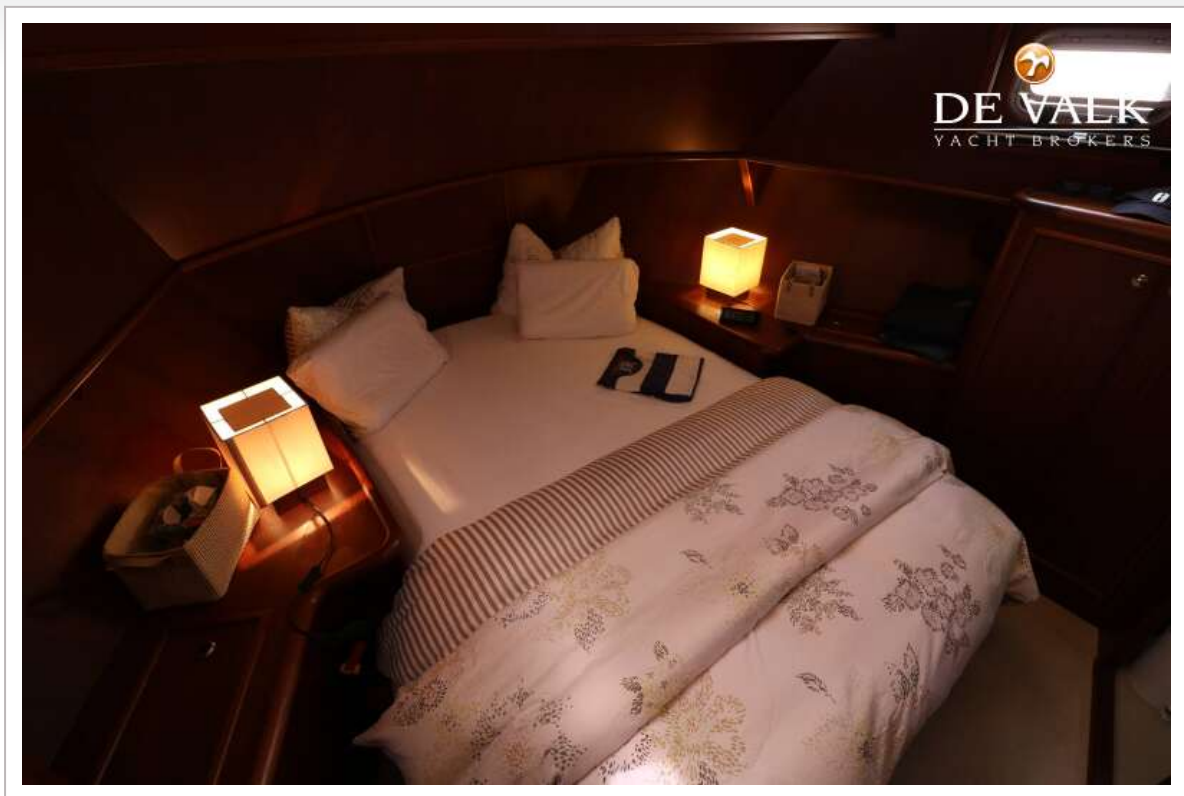
ALMTRAWLER 1530 AD




ALMTRAWLER 1530 AD




ALMTRAWLER 1530 AD




ALMTRAWLER 1530 AD




ALMTRAWLER 1530 AD



ALMTRAWLER 1530 AD



ALMTRAWLER 1530 AD



ALMTRAWLER 1530 AD

