



DE VALK
YACHT BROKERS



HANSE 445



DE VALK
YACHT BROKERS

BROKERAGE | CHARTER | BERTHS | FINANCE | INSURANCE | YACHT MANAGEMENT

BROKER'S COMMENTS

This Hanse 445 is an ideal family cruiser with a spacious owner's cabin in the front (ensuite separate toilet & separate shower), 2 aftcabins, bathroom (toilet & shower). This Hanse 445 is nice maintained and well equipped with North Sails (full battened mainsail, self-tacking jib, Code-0 + furler, Gennaker), 2x electric winch, teak deck, 2x Carbon Y-Spoke steering wheel, Kabola central heating, Simrad equipment, retractable bow thruster. This Hanse 445 is from the 2nd owner (no charter). Make an appointment quickly via our office in Sint Annaland for a viewing on board in Sint Annaland.

Jan-Ward van Dantzig

SPECIFICATIONS

Dimensions	13.52 x 4.38 x 2.25 (m)	Builder	Hanse Yachts
Built	2011	Cabins	3
Material	GRP	Berths	6
Engine(s)	1 x Volvo Penta D2-75 F diesel	Hp/Kw	75.00 (hp), 55.20 (kw)
Asking price	€ 245.000 (VAT Paid)	Lying	elsewhere / Not at sales office

CONTACT

Sales office	De Valk Sint Annaland B.V.	Telephone	+31 (0)166 601 000
Address	Koelhuisweg 4 4697 RM Sint Annaland NL	E-mail	sintannaland@devalk.nl

DISCLAIMER

These particulars are given in good faith as supplied but cannot be guaranteed.



GENERAL

Model	HANSE 445
Type	sailing yacht
LOA (m)	13,52
LWL (m)	12,20
Beam (m)	4,38
Draft (m)	2,25
Air draft (m)	21,50
Headroom (m)	2,00
Year built	2011
Builder	Hanse Yachts
Country	Germany
Designer	Judel/vrolijk & co + Hanse Yachts Design
Displacement (t)	11
Ballast (tonnes)	3,5
CE norm	A
Hull material	GRP
Hull colour	grey (White Grey)
Hull shape	round-bilged
Keel type	fin keel with bulb Torpedo (T-Keel)
Superstructure material	GRP
Rubbing strake	stainless steel
Deck material	GRP (FRP Sandwich)
Deck finish	teak
Superstructure deck finish	non-skid moulded in & teak
Cockpit deck finish	teak
Antifouling (year)	September 2024
Window material	polycarbonate
Deckhatch	Lewmar - Flush Design - with Ocean Air Screens & Shades
Portholes	aluminium Lewmar with Ocean Air Shades with some screens
Fuel tank (litre)	polyethylene 220



Level indicator (fuel tank)	yes
Freshwater tank (litre)	polyethylene 450
Level indicator (freshwater)	yes
Blackwater tank (litre)	polyethylene 2 x 30
Blackwater tank extraction	deck extraction + uw line 2 x
Wheel steering	cable steering 2 x Carbon Y-Spoke steering wheel
Outside helm position	2 x Jefa
Emergency tiller	yes
More info on hull	Vinylesther Sandwich hull preserved with a White Grey gelcoat
Extra info	Retractable mooring cleats (also amidships)
Extra info	Large & deep storage in bow, accessible via hatch on front deck
Extra info	2 x Anthracite steering wheel cover (New in 2021)

ACCOMMODATION

Cabins	3
Berths	6
Interior	mahogany & White bulkheads & LED interior lights Off-White Alcantara upho
Floor	wood Cherry Style
Saloon	Loose & movable double pouf (seat) at saloon table
Headroom saloon (m)	2,00
Heating	central heating 2020 : Kabola Greenline + 3 control units & radiator & blowers
Chart table	On Port Side with loose & movable pouf (seat) - Headroom : 2,00m
Aft Cabin	2 x
Dinette	Bottle bar in saloon table - Off-White Alcantara upholstery
Galley	On Starboard Side - Headroom : 1,93 m
Countertop	Duropol Black Quartz surface
Sink	stainless steel 2 x
Cooker	calor gas 2 Burner - gimballad
Oven	yes



Microwave	LG
Fridge	Top & Front loader with an Isotherm compressor
Freezer	Small freezer compartment in the fridge
Hot water system	on central heating Via Kabola (serviced in 2024)
Water pressure system	electrical
Owners cabin	French bed In front cabin - Headroom : 2,05 m
Bed length (m)	2,00 x 1,40
Wardrobe	hanging/drawers/shelves
Bathroom	en suite 2 x (Separate shower & separate toilet)
Toilet	separate Headroom : 1,97 m
Toilet system	manual Jabsco (12-2020, used 1 year, NOT on pictures, will be mounted)
Wash basin	at the toilet
Shower	separate Headroom : 1,97 m
Extra info	Slats underneath the mattresses
Guest cabin 1	double bed Port side aft - Headroom : 1,95 m
Bed length (m)	2,00 x 1,60
Wardrobe	hanging and shelves
Bathroom	shared Headroom : 1,91 m
Toilet	shared
Toilet system	electric Jabsco - Soft Flush
Wash basin	in the bathroom
Shower	shared Headroom : 1,91 m
Guest cabin 2	double bed Starboard side aft - Headroom : 1,93 m
Bed length (m)	2,00 x 1,60
Wardrobe	hanging and shelves
Extra info	New 2020 : Kabola Thermostate via Wifi controlled
Extra info	Original boiler in system, not in use, but just in case of

MACHINERY

No of engines	1
---------------	---



Make	Volvo Penta
Type	D2-75 F
HP	75
kW	55.20
Fuel	diesel
Year installed	2011
Maximum speed (kn)	8,5
Cruising speed (kn)	7,5
Consumption (l/hr)	3
Engine cooling system	freshwater heat exchanger
Drive	sail-drive
Saildrive seal	2011
Engine controls	bowden cable
Bowthruster	electric RMC Swing Thruster (retractable). Relay has been renewed in 2022
Propeller type	folding Volvo Penta
Propeller blades	3
Manual bilge pump	1 x Whale
Electric bilge pump	1 x
Electrical installation	12 & 220 Volt
Start battery	New in 2024 : 1 x 74 Ah
Service battery	New in 2022 : 5 x 100 Ah
Bowthruster battery	New in 2022 : 1 x 50 Ah Optima Red Top
Battery monitor	New in 2022 : Mastervolt Easy View 5
Battery charger/inverter	New in 2022 : Mastervolt Mass Combi Ultra 12V/150A/3000W
Diode battery combiners	Renewed in 2024
Shorepower	with cable
Extra info	Engine serviced in January 2024
Extra info	New seals on the saildrive shaft & new oil in 2022
Extra info	Engine room blower. Vetus waterlock in exhaust system

NAVIGATION



Compass	Plastimo Contest 130
Depth sounder/log	Simrad IS20
Windset	Simrad IS20 - Sensor renewed in 10-2020
Autopilot	Simrad AP24
Rudder angle indicator	Via autopilot
Plotter/GPS	Simrad NSE8 in stainless steel bracket on end of cockpit table
Electronic chart(s)	1 x (old)
AIS transceiver	Watcheye Class B Transponder
Navigation lights	LED anchor light (New in 2020)
Extra info	VHF antenna+cable till chard table present - VHF NOT present
Extra info	100 A Alternator on the engine

EQUIPMENT

Sprayhood with grab rail	Anthracite (New in 2021)
Cockpit cover	Only used in winter period - higher than normal (New in 2021)
Bimini	Anthracite (New in 2021)
Cockpit cushions	Off White
Cockpit table	Teak - with folding teak side panels & removable light
Bathing platform	Hinged & manual folding down - covered with teak
Boarding ladder	stainless steel (Removable)
Deck shower	Hot & cold water
Anchor	Delta 20 Kg
Anchor chain	50 m Stainless steel chain
Windlass	electrical Lewmar (with a wired Quick remote on the bow)
Outboard support	Plastic - on the pushpit
Sea railing	wire Stainless steel - double wired
Grab rail (superstructure)	stainless steel
Railing side opening gates	On both sides
Pushpit	Stainless steel
Pulpit	Stainless steel
Lifebuoy	Besto



Safety lines on deck	yes
Fenders	yes
Mooring lines	yes
TV	Samsung Smart TV
Radio-cd player	Pioneer
DVD player	Pioneer
Cockpit speakers	2 x
Speakers in salon	Clarion
Clock - barometer	yes
Fire extinguisher	yes
Latest extinguisher survey	2023
Extra info	The gass hoses have been renewed in 2023
Extra info	Wine bottle rack under the galley floor
Extra info	Anthracite cover over cockpit table (New in 2021)

RIGGING

Rigging	fractional 19/20
Standing rigging	wire
Brand mast	Sparcraft
Material mast	aluminium
Spreaders	2 x Set
Mainsail cover	Anthracite Lazy-Bag with Lazy Jacks (new in 2021)
Battcars	yes
Fully battened mainsail	North Sails ACL (2011)
Jib	North Sails ACL Self tacking Jib (2011)
Genoa furler	Furlex 300 TD - drum mounted below deck
Genoa cover	Sand-coloured
Code Zero	North Sails (2011) with a furler
Gennaker	North Sails (2011) with a snuffer & package
Self tacking jib installation	yes
Reefing System	quick-one-line-reefing



Backstay adjuster	mechanical (Adjustable via folding wheel)
Boomvang	gasspring Sparcraft
Genoa sheetwinches	2 x Aluminium Lewmar 48ST (Electric)
Halyard winches	2 x Aluminium Lewmar 48ST
Winchcovers	4 x Anthracite (New in 2021)
Extra info	Dyneema Mainsail Hallyard renewed in 2022. 3 x Maststep
Extra info	Dyneema Self Tacking Jib Sheets renewed in 2020



HANSE 445



HANSE 445



HANSE 445



HANSE 445




HANSE 445






HANSE 445




HANSE 445





HANSE 445




HANSE 445




HANSE 445




HANSE 445






HANSE 445




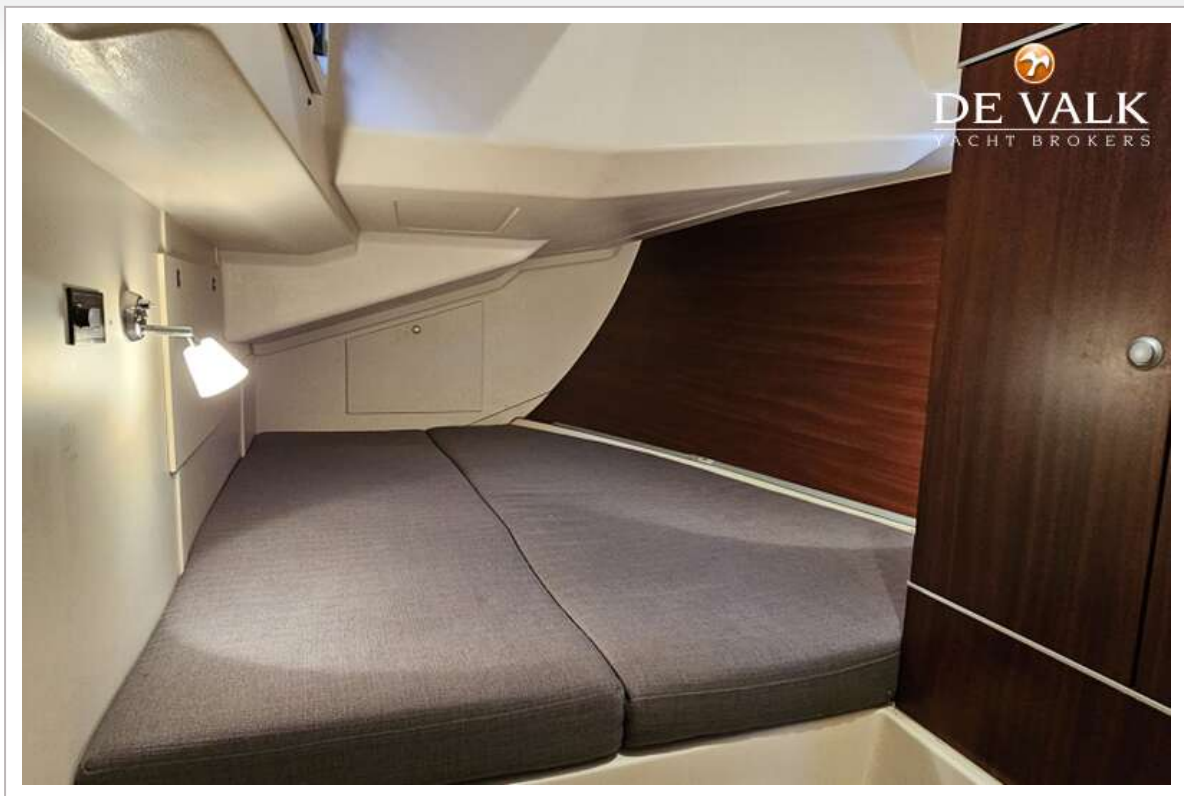
HANSE 445




HANSE 445









INTERIOR LAYOUT



C2

B1

A1




HanseYachts AG | Salinenstraße 22 | 17489 Greifswald
www.hanseyachts.com

Hanse
BREAKING RULES · SETTING TRENDS



DECK PLAN



HanseYachts AG | Salinenstraße 22 | 17489 Greifswald
www.hanseyachts.com

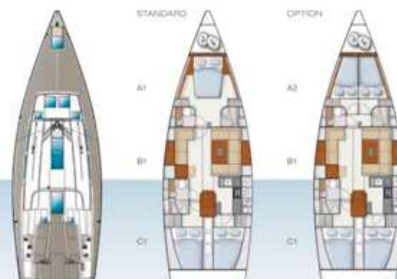


SPECIFICATION HANSE 445



LOA	13.52 m 44'3"	Mast length above WL	20.25 m 66'4"
Hull length	12.40 m 40'9"	Total sail area	96.36 m ² 1040'1" sq ft
LWL	12.20 m 40'2"	Main sail	55.73 m ² 599'9" sq ft
Beam	4.38 m 14'4"	Self-tacking jib	40.63 m ² 437'3" sq ft
Draft	2.25 m 7'4" standard	Genoa 100%	45.81 m ² 493'1" sq ft
	1.82 m 5'8" option	Gennaker	150.65 m ² 1621'6" sq ft
Displacement	11 t 24,250 lb (approx.)	Rig	I 17.52 m 57'5"
	11.3 t 24,912 lb (approx.)		J 5.25 m 17'2"
Ballast	3,500 kg 7,716 lb (approx.)		P 16.65 m 54'3"
Engine	39 kW / 53 HP		E 5.90 m 19'4"
Fresh water	450 l (approx.)	Design	jude / vrolijk & co
Fuel tank	220 l (approx.)	Interior	HanseYachts Design
CE Certificate	A (ocean)		

INDIVIDUAL CABIN CONCEPT



All measurements are approximate. Specification and material can be changed without notice. Errors excepted.



HANSE 445

