



## EXCELLENT 1000 PATROL

# EXCELLENT 1000 PATROL

## BROKER'S COMMENTS

The Excellent 1000 Patrol "Rabelo" is a fresh ship for weekends and holidays that can also be sailed quickly. With its creep height of 2,50 metres, it also has a large sailing range and is fitted with a generator and sufficient navigation equipment. If you are curious, you can take a look at this Excellent 1000 Patrol (no hybrid) in our indoor sales harbor in Sneek.

*Peter Spruyt*

## SPECIFICATIONS

<b>Dimensions</b>	10.00 x 3.20 x 0.95 (m)	<b>Builder</b>	Excelent Yachts BV Alem
<b>Built</b>	2009	<b>Cabins</b>	1
<b>Material</b>	GRP	<b>Berths</b>	3
<b>Engine(s)</b>	1 x Steyer diesel	<b>Hp/Kw</b>	260.00 (hp), 191.36 (kw)
<b>Asking price</b>	sold (VAT )	<b>Lying</b>	at sales office

## CONTACT

<b>Sales office</b>	De Valk Sneek	<b>Telephone</b>	+31 (0)515 42 80 30
<b>Address</b>	Zwolsmanweg 7 8606 KC Sneek NL	<b>E-mail</b>	sneek@devalk.nl

## DISCLAIMER

These particulars are given in good faith as supplied but cannot be guaranteed.



# EXCELLENT 1000 PATROL

## GENERAL

Model	EXCELLENT 1000 PATROL
Type	motor yacht
LOA (m)	10,00
Beam (m)	3,20
Draft (m)	0,95
Air draft (m)	3,20
Air draft min (m)	2,50
Headroom (m)	1,95
Year built	2009
Builder	Excelent Yachts BV Alem
Country	The Netherlands
Displacement (t)	5,8
CE norm	C
Hull material	GRP
Hull colour	blue
Hull shape	hard chine
Keel type	box keel
Superstructure material	GRP
Rubbing strake	rubber
Deck material	GRP
Deck finish	paint
Superstructure deck finish	paint
Cockpit deck finish	paint
Antifouling (year)	2022
Dorades	yes
Window frame	aluminium
Window material	tempered glass Tinted
Deckhatch	2 x
Portholes	aluminium
Insulation	Sandwich



# EXCELLENT 1000 PATROL

Mast can be lowered	manual
Fuel tank (litre)	stainless steel 400 Ltr
Level indicator (fuel tank)	yes
Freshwater tank (litre)	stainless steel 400 Ltr
Level indicator (freshwater)	yes
Blackwater tank (litre)	stainless steel 110 Ltr
Level indicator (blackwater)	yes
Inside helm position	yes
Outside helm position	with remote control Vetus

## ACCOMMODATION

Cabins	1
Berths	3
Interior	teak
Floor	teak and holly
Saloon	yes
Headroom saloon (m)	1,95 Mtr
Heating	diesel ducted hot air Webasto
Air-conditioning	Airtop/ Webasto
Opening door to cockpit	yes
Galley	yes
Countertop	Duropol
Sink	stainless steel
Cooker	calor gas 3 x
Extractor	Dometic
Microwave/oven combi	Etna Combi
Fridge	Waeco 110 Ltr
Freezer	yes
Hot water system	220V + engine Boiler 50 Ltr
Water pressure system	electrical
Owners cabin	double bed Double bed/ V-Bed



# EXCELLENT 1000 PATROL

Bed length (m)	2,00 Mtr
Wardrobe	hanging and shelves
Toilet	en suite
Toilet system	electric
Wash basin	at the toilet
Shower	shared
Washing machine	Candy Aquamatic 3,5 kg
Dryer	Everglades L311 3,5 Kg

## MACHINERY

No of engines	1
Make	Steyer
HP	260
kW	191.36
Fuel	diesel
Year installed	2009
Engine hours	950
Engine cooling system	freshwater heat exchanger
Drive	shaft
Engine controls	electrical
Gearbox	hydraulic
Bowthruster	electric Proportional 90 Kgf
Sternthruster	electric Proportional 90 Kgf
Propeller type	fixed
Propeller blades	4 blades
Propeller shaft material	stainless steel
Shaft lubrication	water
Manual bilge pump	1 x
Electric bilge pump	3 x Float switch
Electrical installation	12/ 24/ 220 volt
Generator	wet exhaust Fisher Panda AGT 6000



# EXCELLENT 1000 PATROL

Batteries	yes
Start battery	1 x 108 Amp
Service battery	4 x 200 Amp
Generator battery	(start Battery)
Bowthruster battery	(Service)
Sternthruster battery	(Service)
Battery monitor	Phoenix Multi Control
Battery charger/inverter	Vivtron Multiplus 48/ 3000/ 35
Diode battery combiners	yes
Shorepower	with cable

## NAVIGATION

Multi control display	Steyr Control
Depth sounder	yes
VHF	Navman 7100
Autopilot	Geonav AP 201 Steering Follow-Up Vetus Remote Control Vetus
Rudder angle indicator	VDO
GPS	yes
Plotter	Geonav Multi plotter
Plotter/GPS	yes
Navigation lights	yes

## EQUIPMENT

Cockpit cover	yes
Cockpit cushions	yes
Cockpit table	yes
Bathing platform	yes
Transom door	yes
Deck shower	(Bathing Platform)
Anchor	CQR Plough RVS
Anchor chain	30 Mtr



# EXCELLENT 1000 PATROL

Windlass	electrical Quick
Sea railing	stainless steel
Railing side opening gates	2 x
Wiper	3 x Vetus
Window heating	yes
Horn	electric
Fenders	yes
Mooring lines	yes
TV	Samsung
Radio-cd player	Philips
Cockpit speakers	yes
Fire extinguisher	1/ 2,5 Kg



# EXCELLENT 1000 PATROL





# EXCELLENT 1000 PATROL



# EXCELLENT 1000 PATROL



# EXCELLENT 1000 PATROL





## EXCELLENT 1000 PATROL



## EXCELLENT 1000 PATROL





## EXCELLENT 1000 PATROL



# EXCELLENT 1000 PATROL






## EXCELLENT 1000 PATROL






## EXCELLENT 1000 PATROL



## EXCELLENT 1000 PATROL






## EXCELLENT 1000 PATROL



## EXCELLENT 1000 PATROL



## EXCELLENT 1000 PATROL

