



DE VALK
YACHT BROKERS



RO/PAX DOUBLE ENDED FERRY 107 M



DE VALK
YACHT BROKERS

BROKERAGE | CHARTER | BERTHS | FINANCE | INSURANCE | YACHT MANAGEMENT

RO/PAX DOUBLE ENDED FERRY 107 M

BROKER'S COMMENTS

Double ended RO-PAX open type Ferry Built 2017 under INSB. Powered by 4 x Caterpillar main engines with total 4000hp. 4 x auxiliary gensets. Four rudder propeller VETH system. Oil-water separator. 13.5 knots service speed. 140 European type cars on main deck OR 24 trucks of 12m - and 44 cars on lower deck. Height of main garage is 4.95m. Total cars capacity 182 and passengers 800. Passengers elevator from garage to saloon. Air-conditioned throughout.

Sofia Ilia-Salvanou

SPECIFICATIONS

Dimensions	107.00 x 18.08 x 2.65 (m)	Builder	BEKRIS SHIPYARD, PERAMA,
Built	2017	Cabins	
Material	Steel	Berths	
Engine(s)	4 x CATERPILLAR C32 ACER MARINE diesel	Hp/Kw	4 x 4,000.00 (hp), 2,944.00 (kw)
Asking price	€ 8.816.000 (VAT Not paid)	Lying	

CONTACT

Sales office	De Valk Corfu	Telephone	(+30) 266 111 8095
Address	New Port of Corfu, near Gouvia Marina 490 83 Corfu GR	E-mail	corfu@devalk.nl

DISCLAIMER

These particulars are given in good faith as supplied but cannot be guaranteed.



RO/PAX DOUBLE ENDED FERRY 107 M

GENERAL

Model	RO/PAX DOUBLE ENDED FERRY 107 M
Type	motor yacht
LOA (m)	107,00
Beam (m)	18,08
Draft (m)	2,65
Year built	2017
Builder	BEKRIS SHIPYARD, PERAMA,
Country	Greece
Designer	PETYCHAKI
Hull material	steel

MACHINERY

No of engines	4
Make	CATERPILLAR
Type	C32 ACER MARINE
HP	4000
kW	2944
Fuel	diesel
Year installed	2016
Maximum speed (kn)	15,2
Cruising speed (kn)	13,5




RO/PAX DOUBLE ENDED FERRY 107 M




RO/PAX DOUBLE ENDED FERRY 107 M





RO/PAX DOUBLE ENDED FERRY 107 M




RO/PAX DOUBLE ENDED FERRY 107 M




RO/PAX DOUBLE ENDED FERRY 107 M





RO/PAX DOUBLE ENDED FERRY 107 M




RO/PAX DOUBLE ENDED FERRY 107 M






RO/PAX DOUBLE ENDED FERRY 107 M




RO/PAX DOUBLE ENDED FERRY 107 M











RO/PAX DOUBLE ENDED FERRY 107 M



RO/PAX DOUBLE ENDED FERRY 107 M





RO/PAX DOUBLE ENDED FERRY 107 M



RO/PAX DOUBLE ENDED FERRY 107 M









RO/PAX DOUBLE ENDED FERRY 107 M

