



DE VALK
YACHT BROKERS



NIMBUS 305 COUPE



DE VALK
YACHT BROKERS

NIMBUS 305 COUPE

BROKER'S COMMENTS

The 2017 Nimbus 305 Coupé is a beautiful blend of style, comfort, and performance. Measuring 10.07 meters with a draft of 0.90 meters, it's perfect for coastal and inland cruising. Powered by a Volvo Penta D3-220 engine (552 hours), it's equipped with bow and stern thrusters for easy docking. Spacious layout accommodates up to 6 people across 2 comfortable cabins. The yacht includes a luxurious saloon, teak decks, and a modern kitchen with an ceramic stove. Available for viewing in Loosdrecht.

Sjoerd Paddenburg

SPECIFICATIONS

Dimensions	10.07 x 3.14 x 0.90 (m)	Builder	Nimbus Yachts
Built	2017	Cabins	2
Material	GRP	Berths	6
Engine(s)	1 x Volvo Penta D3-220 diesel	Hp/Kw	220.00 (hp), 161.92 (kw)
Asking price	sold (VAT)	Lying	at sales office

CONTACT

Sales office	De Valk Loosdrecht	Telephone	+31 35 582 90 30
Address	't Breukeleveense Meentje 6 1231 LM Loosdrecht / Wijdemeren The Netherlands	E-mail	loosdrecht@devalk.nl

DISCLAIMER

These particulars are given in good faith as supplied but cannot be guaranteed.



NIMBUS 305 COUPE

GENERAL

Model	NIMBUS 305 COUPE
Type	motor yacht
LOA (m)	10,07
LWL (m)	9,74
Beam (m)	3,14
Draft (m)	0,90
Air draft min (m)	3,65
Year built	2017
Builder	Nimbus Yachts
Country	Sweden
Designer	Joacim Gustavson & Nimbus Yachts
Displacement (t)	4,1
CE norm	B
Hull material	GRP
Hull colour	white
Hull shape	V-shaped hull
Superstructure material	GRP
Rubbing strake	rubber
Deck material	GRP
Deck finish	teak
Superstructure deck finish	paint With sunbed
Cockpit deck finish	teak
Window frame	polymer
Window material	tempered glass
Deckhatch	yes
Portholes	polymer
Fuel tank (litre)	250 l
Level indicator (fuel tank)	Volvo Penta
Freshwater tank (litre)	150 l
Level indicator (freshwater)	Wema



NIMBUS 305 COUPE

Blackwater tank (litre)	80 l
Blackwater tank extraction	deck extraction + pump
Wheel steering	hydraulic
Inside helm position	yes

ACCOMMODATION

Cabins	2
Berths	6
Interior	cherry
Floor	carpet
Aft deck	yes
Deck saloon	yes
Pilot house/deck saloon	yes
Saloon	yes
Headroom saloon (m)	2,00
Sliding roof	manual
Heating	diesel ducted hot air Eberspacher
Dinette	yes
Dinette to convert into berth	yes
Sliding door to cockpit	yes
Galley	yes
Countertop	plastic
Sink	stainless steel
Cooker	ceramic Two Pits
Microwave/oven combi	Sharp R861S
Fridge	Isotherm fridge + cool shelf in saloon
Freezer	In fridge
Hot water system	220V + engine Boiler 40l
Water pressure system	electrical
Owners cabin	v-bed
Bed length (m)	2,00



NIMBUS 305 COUPE

Wardrobe	hanging and shelves
Bathroom	separate
Toilet	separate
Toilet system	manual Jabsco
Wash basin	in the bathroom
Shower	separate
Guest cabin 1	double bed
Bed length (m)	2,00
Wardrobe	shelves

MACHINERY

No of engines	1
Make	Volvo Penta
Type	D3-220
HP	220
kW	161.92
Fuel	diesel
Maximum speed (kn)	21
Cruising speed (kn)	15
Consumption (l/hr)	25
Engine hours	552
Engine cooling system	freshwater heat exchanger
Drive	V-drive
Shaft seal	yes
Engine controls	electrical & bowden cable
Gearbox	hydraulic
Bowthruster	electric Side Power
Sternthruster	electric Side Power
Exhaust	watercooled
Propeller type	fixed
Propeller shaft material	stainless steel



NIMBUS 305 COUPE

Manual bilge pump	yes
Electric bilge pump	yes
Electrical installation	12v /230v
Batteries	yes
Start battery	Heavyduty 12V 78Ah
Service battery	6x 12v 80 Ah
Bowthruster battery	Heavyduty 12V 78Ah
Sternthruster battery	Heavyduty 12V 78Ah
Battery charger	Victron Phoenix 12v 50A
Inverter	Mastervolt AC Master 12/2500
Diode battery combiners	yes
Shorepower	with cable
Trimtabs	yes

NAVIGATION

Compass	Ritchie
Electric compass	Simrad NSS12 EVO2
Depth sounder/log	Simrad NSS12 EVO2
VHF handheld	ICOM
Autopilot	Simrad AP44
Rudder angle indicator	Simrad AP44
Plotter/GPS	Simrad NSS12 EVO2
Radio receiver	yes
Navigation lights	yes
Searchlight	yes

EQUIPMENT

Window cover	Front and side windows
Cockpit cushions	yes
Cockpit table	yes
Cockpit chairs	yes



NIMBUS 305 COUPE


Bathing platform	yes
Boarding ladder	stainless steel
Transom door	yes
Bow ladder	In anchor locker
Deck shower	yes
Anchor	yes
Anchor chain	yes
Anchor 2	yes
Anchor chain	yes
Windlass	electrical
Windlass aft	electrical
Deck wash	yes
Sea railing	stainless steel
Wiper	2 x
Window ventilator	yes
Horn	electric
Fenders	yes
Mooring lines	yes
Radio	Fusion MS-RA205
Cockpit speakers	yes
Speakers in salon	yes
Speakers in cabin	yes



NIMBUS 305 COUPE



NIMBUS 305 COUPE



NIMBUS 305 COUPE



NIMBUS 305 COUPE




NIMBUS 305 COUPE




NIMBUS 305 COUPE



NIMBUS 305 COUPE



NIMBUS 305 COUPE



NIMBUS 305 COUPE




NIMBUS 305 COUPE



NIMBUS 305 COUPE



NIMBUS 305 COUPE




NIMBUS 305 COUPE




NIMBUS 305 COUPE




NIMBUS 305 COUPE





NIMBUS 305 COUPE



NIMBUS 305 COUPE



NIMBUS 305 COUPE



NIMBUS 305 COUPE



NIMBUS 305 COUPE

