



RO/PAX DOUBLE ENDED FERRY 100 M

RO/PAX DOUBLE ENDED FERRY 100 M

BROKER'S COMMENTS

German construction RO/PAX Ferry (Lloyd's Shipping Register), almost finished and with many of the equipment stored inside in palettes available to be installed. Powered by 4 Caterpillars C32 she can reach 16 Kns.

Sofia Iliia-Salvanou

SPECIFICATIONS

Dimensions	99.91 x 18.20 x 3.00 (m)	Builder	JJ SIETAS SCHIFFSWERFT HAMBURG
Built	2018	Cabins	
Material	Steel	Berths	
Engine(s)	4 x CATERPILLAR C32 diesel	Hp/Kw	4 x 0.00 (hp), 0.00 (kw)
Asking price	€ 4.950.000 (VAT Not paid)	Lying	elsewhere / Not at sales office

CONTACT

Sales office	De Valk Corfu	Telephone	(+30) 266 111 8095
Address	New Port of Corfu, near Gouvia Marina 490 83 Corfu GR	E-mail	corfu@devalk.nl

DISCLAIMER

These particulars are given in good faith as supplied but cannot be guaranteed.



RO/PAX DOUBLE ENDED FERRY 100 M

GENERAL

Model	RO/PAX DOUBLE ENDED FERRY 100 M
Type	motor yacht
LOA (m)	99,91
Beam (m)	18,20
Draft (m)	3,00
Year built	2018
Builder	JJ SIETAS SCHIFFSWERFT HAMBURG
Country	Germany
Gross tonnage	4.500
Hull material	steel
Hull colour	yellow
Extra info	LLOYD'S SHIPPING REGISTER
Extra info	PAX CAPACITY: 600, CARS: 122 or 40 Trucks
Extra info	Deadweight: 800 t

MACHINERY


No of engines	4
Make	CATERPILLAR
Type	C32
Fuel	diesel
Maximum speed (kn)	16




RO/PAX DOUBLE ENDED FERRY 100 M





RO/PAX DOUBLE ENDED FERRY 100 M



RO/PAX DOUBLE ENDED FERRY 100 M




RO/PAX DOUBLE ENDED FERRY 100 M



RO/PAX DOUBLE ENDED FERRY 100 M



RO/PAX DOUBLE ENDED FERRY 100 M



RO/PAX DOUBLE ENDED FERRY 100 M

