



DE VALK  
YACHT BROKERS



MITCHELL 31 MKIII



DE VALK  
YACHT BROKERS

# MITCHELL 31 MKIII

## BROKER'S COMMENTS

The Mitchell MK III is an excellent, fast and comfortable sailing motorboat. Built in England and later the interior was completely redone and very neatly made in the Netherlands. The boat has two large diesel engines, which means she sails safely and quickly and is easy to maneuver. It is easy to sail on large water as well as in small areas, especially because the boat is not high above the water. She has an excellent sleeping area, toilet, excellent kitchen and a nice pilot salon from which you can look outside. The boat is located in middle of the Netherlands can be viewed by appointment.

*Ger Bayens*

## SPECIFICATIONS

<b>Dimensions</b>	9.30 x 3.35 x 0.80 (m)	<b>Builder</b>	J.S. Moulding LTD
<b>Built</b>	1998	<b>Cabins</b>	1
<b>Material</b>	GRP	<b>Berths</b>	2
<b>Engine(s)</b>	2 x Vetus Deutz DT 43 diesel	<b>Hp/Kw</b>	2 x 106.00 (hp), 78.02 (kw)
<b>Asking price</b>	sold (VAT )	<b>Lying</b>	The Netherlands

## CONTACT

<b>Sales office</b>	De Valk Thuishaven	<b>Telephone</b>	+31 35 5829042
<b>Address</b>	Marinaweg 8 (postal address) 1361 AC Almere NL	<b>E-mail</b>	thuishaven@devalk.nl

## DISCLAIMER

These particulars are given in good faith as supplied but cannot be guaranteed.



# MITCHELL 31 MKIII

## GENERAL

Model	MITCHELL 31 MKIII
Type	motor yacht
LOA (m)	9,30
Beam (m)	3,35
Draft (m)	0,80
Air draft min (m)	2,54
Headroom (m)	2,00
Year built	1998
Launched	1998
Builder	J.S. Moulding LTD
Country	United Kingdom
Designer	Allan Hill
Displacement (t)	6
Hull material	GRP
Hull colour	blue
Hull shape	deep-V
Keel type	bilge keels
Superstructure material	GRP
Rubbing strake	rubber
Deck material	GRP
Deck finish	teak
Cockpit deck finish	teak
Antifouling (year)	2024
Window frame	aluminium
Window material	glass
Portholes	aluminium
Radar arch	collapsible
Fuel tank (litre)	stainless steel 375
Fuel tank 2 (litre)	stainless steel 375
Level indicator (fuel tank)	yes



# MITCHELL 31 MKIII

Freshwater tank (litre)	200
Wheel steering	hydraulic

## ACCOMMODATION

Cabins	1
Berths	2
Interior	teak
Floor	teak
Pilot house/deck saloon	yes
Headroom saloon (m)	2,00
Heating	diesel ducted hot air Eberspächer D-3
Chart table	yes
Opening door to cockpit	yes
Galley	yes
Countertop	plastic
Sink	stainless steel
Cooker	calor gas Smev 3 pits with a glass lid
Oven	Smev
Fridge	freezer compartment at the top of the refrigerator Isotherm 85 Ltr.(2018)
Hot water system	220V + engine Vetus 45 Ltr.
Water pressure system	electrical With a pressure vessel
Owners cabin	v-bed
Bed length (m)	2,00
Wardrobe	hanging/drawers/shelves
Bathroom	shared
Toilet	shared
Toilet system	electric Tecma

## MACHINERY

No of engines	2
---------------	---



# MITCHELL 31 MKIII

<b>Make</b>	Vetus Deutz
<b>Type</b>	DT 43
<b>HP</b>	106
<b>kW</b>	78.02
<b>Fuel</b>	diesel
<b>Year installed</b>	1998
<b>Maximum speed (kn)</b>	20
<b>Cruising speed (kn)</b>	12
<b>Consumption (l/hr)</b>	10
<b>Engine hours</b>	2965 2983
<b>Engine cooling system</b>	freshwater heat exchanger
<b>Drive</b>	V-drive
<b>Engine controls</b>	electrical Micro Commander
<b>Gearbox</b>	hydraulic ZF 63
<b>Engine controls</b>	electrical
<b>Propeller type</b>	fixed 2x
<b>Propeller blades</b>	4
<b>Manual bilge pump</b>	yes
<b>Electric bilge pump</b>	2x
<b>Electrical installation</b>	12/230V
<b>Batteries</b>	3x
<b>Start battery</b>	2x 100 Ah (2021)
<b>Service battery</b>	1x 160 Ah (2021)
<b>Battery charger</b>	Victron Blue Smart 12/30 (2019)
<b>Inverter</b>	12/220V 250w
<b>Shorepower</b>	with cable
<b>Trimtabs</b>	Allpa (2019)

## NAVIGATION

<b>Compass</b>	Ritchie
<b>Electric compass</b>	on the Raymarine Pilot



# MITCHELL 31 MKIII

Depth sounder	Autohelm
VHF	Icom M400BB (2024)
Autopilot	also wit wireless remote control Raymarine EV-150 (2018)
Radar/GPS/plotter	Raymarine Axiom 9 (2018)
Electronic chart(s)	Netherland an UK Navionics (2024)
Searchlight	yes

## EQUIPMENT

Cockpit cushions	yes
Cockpit table	yes
Bathing platform	yes
Boarding ladder	yes
Deck shower	yes
Anchor	CQR Plough 15 Kg
Anchor chain	20 Mtr.
Anchor 2	Danforth Aluminium
Windlass	electrical Simpson Sprint 600
Deck wash	electric
Sea railing	stainless steel
Grab rail (superstructure)	stainless steel
Pulpit	yes
Lifebuoy	yes
Horn	electric
Fenders	yes
Mooring lines	yes
Spare parts	engine impellers and engine V-belts
TV	JVC
TV receiver	Digitonne
Radio	JVC
Speakers in salon	yes
Fire extinguisher	1x





# MITCHELL 31 MKIII



# MITCHELL 31 MKIII



# MITCHELL 31 MKIII



# MITCHELL 31 MKIII



# MITCHELL 31 MKIII



# MITCHELL 31 MKIII



# MITCHELL 31 MKIII



# MITCHELL 31 MKIII



# MITCHELL 31 MKIII



# MITCHELL 31 MKIII




# MITCHELL 31 MKIII



# MITCHELL 31 MKIII



# MITCHELL 31 MKIII



# MITCHELL 31 MKIII




# MITCHELL 31 MKIII



# MITCHELL 31 MKIII




# MITCHELL 31 MKIII





# MITCHELL 31 MKIII



# MITCHELL 31 MKIII



# MITCHELL 31 MKIII



# MITCHELL 31 MKIII

